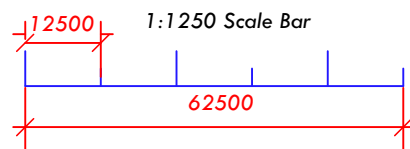
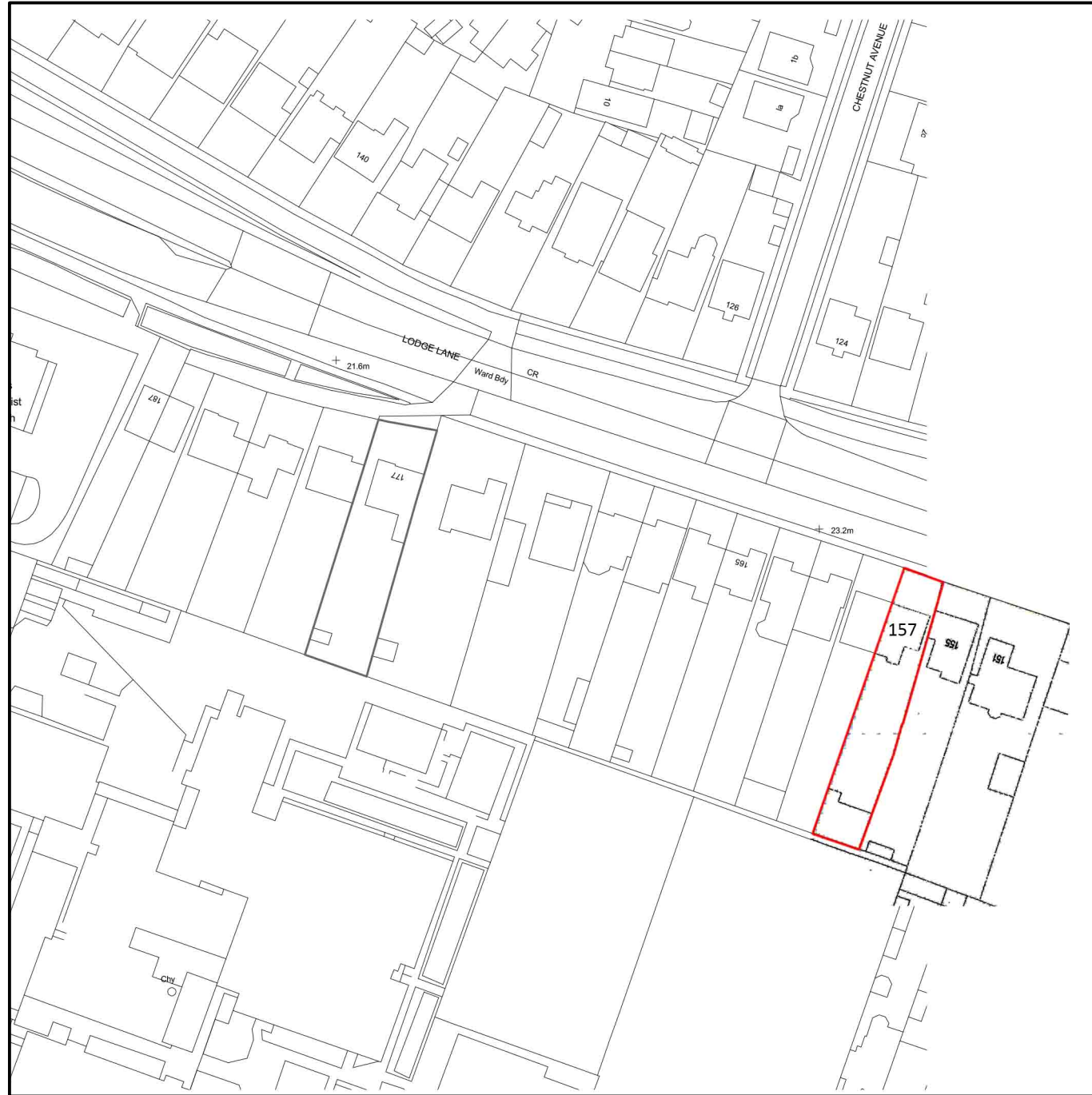
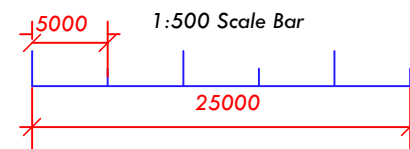


SITE LOCATION PLAN
Scale: 1:1250



BLOCK PLAN
Scale: 1:500



Location & Block
Drawing No.: 06 of 06

Please note that before building works Commences; it is the responsibility of builders or owner to serve party wall notices to all neighbours.

Dimensions
All dimensions to be checked on site. Contractor to check site thoroughly before work starts and report any discrepancies.

Dimensions stated are for guidance only. Contractor to verify all boundary positions and dimensions on site prior to commencing any work, making workshop drawings or buying any materials.

Note: simple dimension check of the site has been conducted in order to prepare this scale drawing. Proposed designs have been provided by the client and final designs on this drawing have been approved by the client.

No site supervision is implied or undertaken unless otherwise separately arranged. The drawing does not indicate the extent of any excavation works and the contractor is to determine this prior to submitting a quotation for the works or commencing any works.

The drawing does not indicate or imply the structural condition of the existing property. The drawings have been prepared for assistance in the preparation of details for planning and building regulations purposes only. No check dimensions have been taken.

Stylish
Interiors & Architecture

020 8552 3999 07947444103
info@style-ish.org.uk

Project: 157 Lodge Lane RM17 5PS
Drawing Title: Location & Block
Drawing Number: 06 of 06
Scale: 1:1250 & 1:500 @A3
Date: 23/02/24
Client: Mr. Mohammad Yasir Farooq



www.style-ish.org.uk