









Key

-  personnel access gate (to match)
-  Green Screen - 1.8m High
-  Venetian Fencing - 1.8m High
-  Close Board Fencing - 1.8m High
-  Post and Rail - 1.2m High
-  Railings - 1.1m High
-  Brick Wall - 1.8m High
-  Knee Rail Fence - 0.6m High

Retaining wall below - height and spec varies, see engineers drawings for more information. Fall restraint required subject to as-built wall heights.

NOTE: protection from falling will be determined on site, unless otherwise shown on this drawing.

I	05.02.24	Updated to accord with the Plan Phase 1 - Rev K	C.P.
H	09.11.23	Updated to accord with the Plan Phase 1 - Rev J	C.P.
O	04.09.23	Updated to accord with the Plan Phase 1 - Rev H	A.T.
F	28.08.23	Updated to accord with the Plan Phase 1 - Rev G	C.P.
E	12.05.23	Updated to accord with the Plan Phase 1 - Rev F	C.P.
D	27.04.23	Updated to accord with the Plan Phase 1 - Rev E	Rev
C	04.08.22	Updated to co-ordinate with site plan phase 1 revision J	Rev
B	15.04.22	Updated to co-ordinate with site plan phase 1 revision G	Rev
A	09.04.22	Updated to co-ordinate with site plan phase 1 revision F	Rev

NORTHSTONE

Enlive
Red Road, MediaCity
Salford, M50 2TU

CONSTRUCTION

Project:
Horwich

Drawing Name:
Boundary Treatment Layout - Phase 1

Scale @A0	Date:	Drawn:	Checked:
1:500	Mar 22	Design	RO
Drawing No:		Review:	
HCC01-P-BTL-001		I	

Notes: All specifications, materials and workmanship to be in accordance with current NHBC and Building Regulations. Main drainage to comply with Sewers for Adoption current edition. Highways to be in accordance with Local Authority specification. Do not scale from this drawing. All dimensions to be verified with the drawing office. Print in Colour.