



© This drawing is copyright of Extension Drawings Ltd and must not be reproduced in part or whole without prior written consent.

Contractors must verify all dimensions on site before commencing works. Contractors shall co-ordinate works with all other trades.

Planning Notes

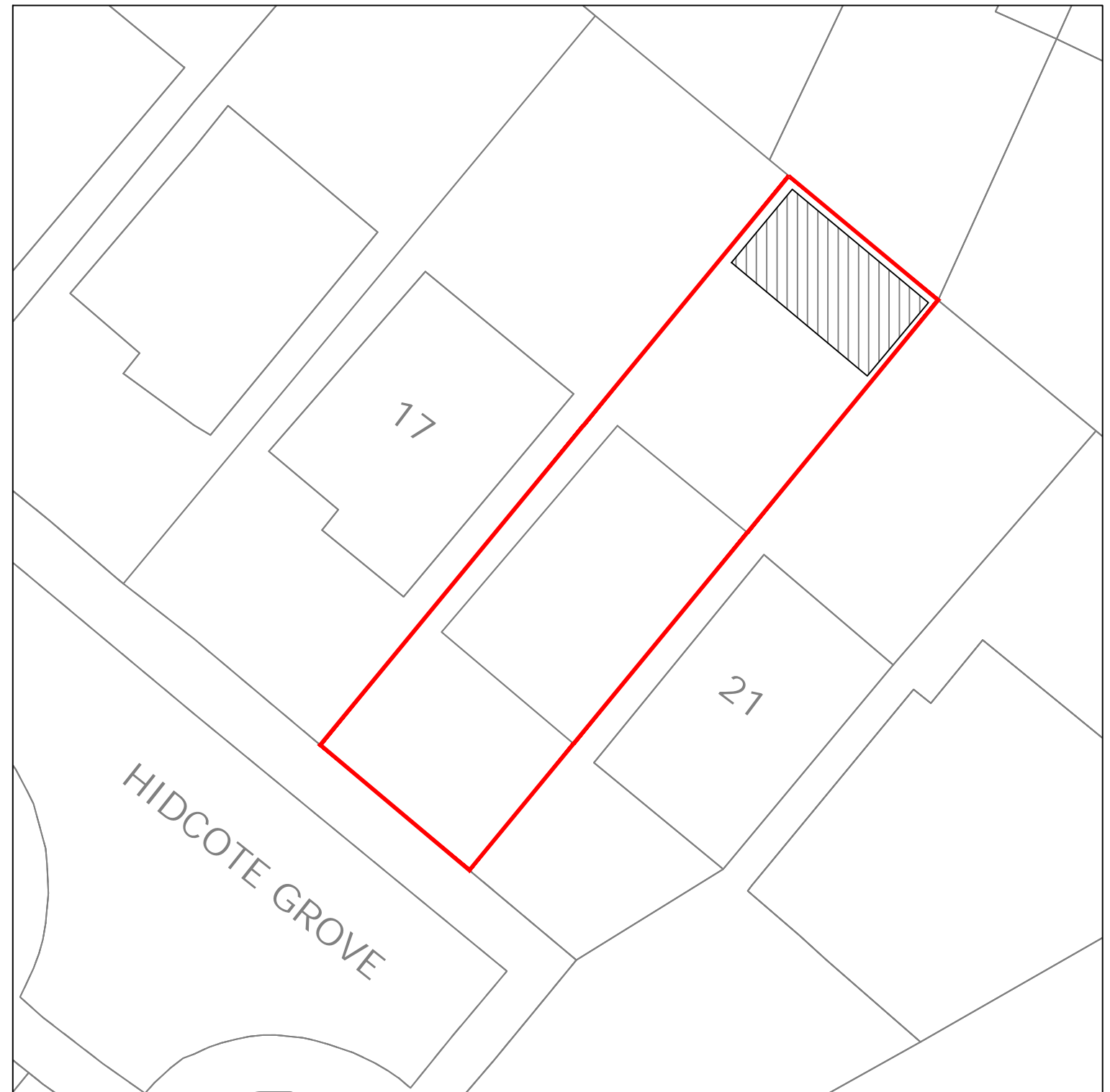
1. Unless otherwise specifically stated, all facing building materials to be used shall be selected to closely match the existing materials.
2. Any upper floor window located in a wall or roof slope forming a side elevation shall be obscure-glazed and non-opening unless the parts of the window which can be opened are more than 1.7m above the floor of the room in which the window is installed.
3. This drawing is for planning purposes only. It should not be used for any other purpose such as Building Regulations submission.
4. Indicative steelwork and drainage layout TBC by Engineer at Building Regulations stage.
5. It is the Client's responsibility to check all boundaries are correct. Contact us regarding discrepancies prior to planning submission. Client to arrange Party Wall Consent if required.

Materials Legend

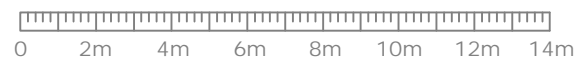
-  Composite Cladding
-  Single Ply Flat Roof



Location Plan @ 1:1250



Block Plan @ 1:200



EXTENSION DRAWINGS .COM

Extension Drawings Ltd, 5 Great Farley Drive, B31 5HG
Tel: 0121 448 3565 Web: ExtensionDrawings.com

Client	Phil Poole
Address	19 Hidcote Grove Birmingham, B37 7BE

Project	Outbuilding
Drawing	Proposed Site & Block Plan

Scale	A3	For Use As Planning Drawings Only
Drawn	RS	Date Feb 2024
Drawing No.	ED24-018-PB	Revision -

