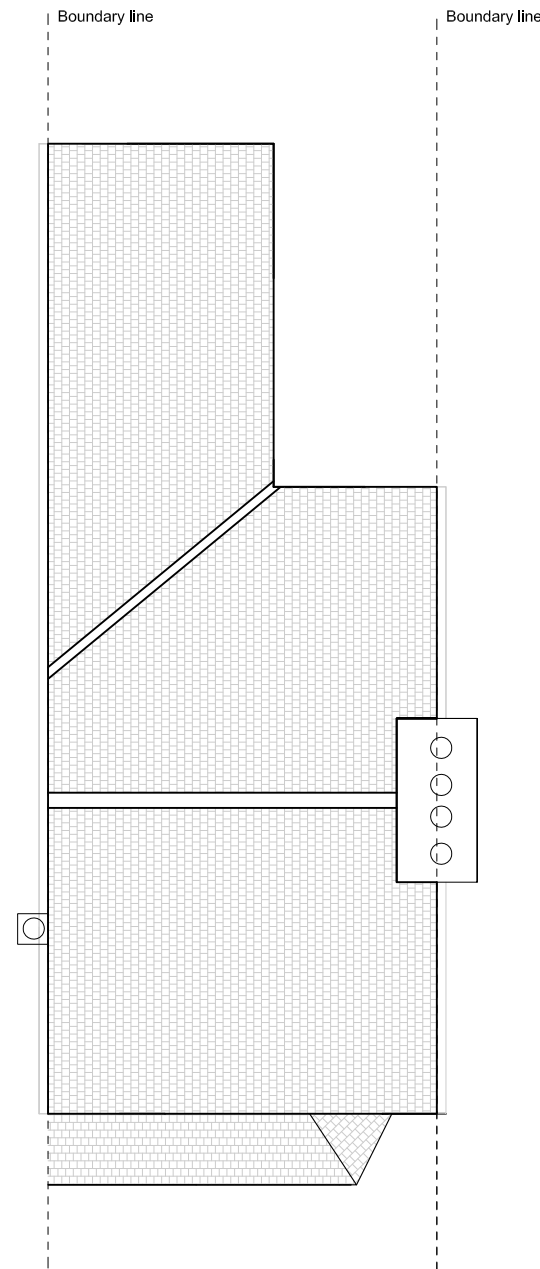
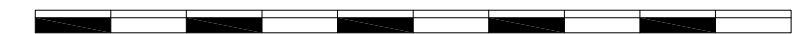
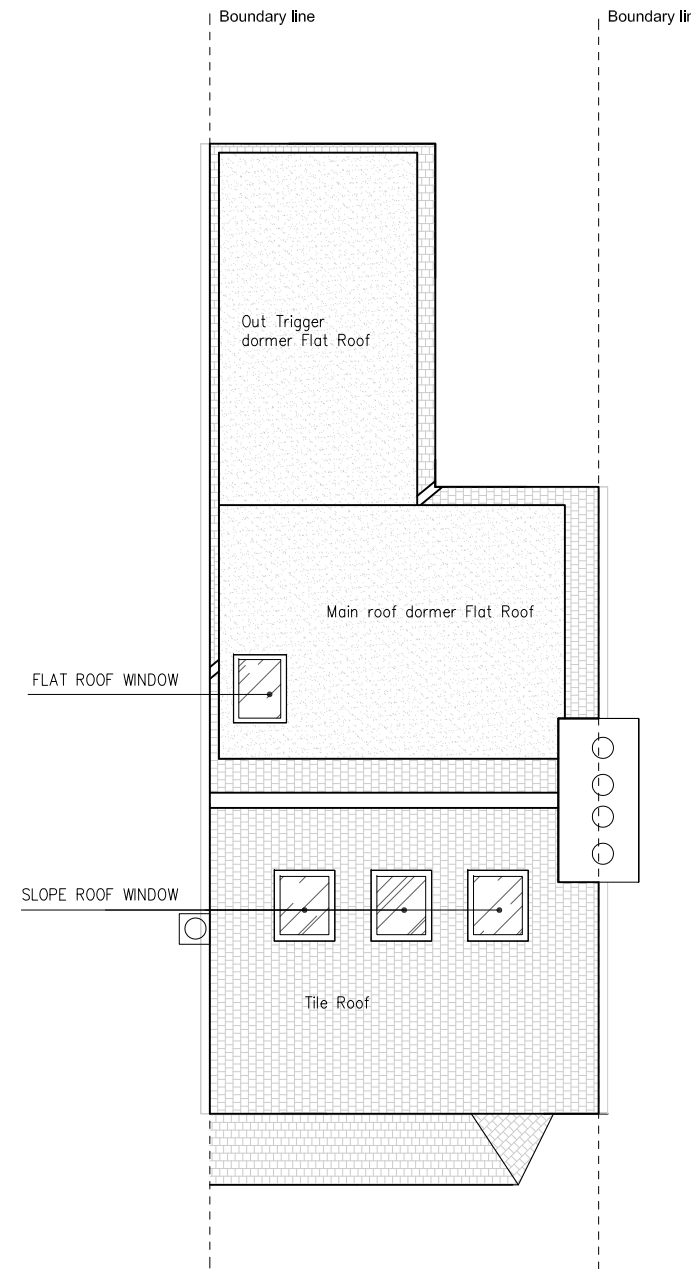


M 1:100  
0 1 2 3 4 5 6 7 8 9 10 [m]



Existing Roof plan 1-100 @ A3



Proposed Roof plan 1-100 @ A3

- |  |                         |                                      |                   |
|--|-------------------------|--------------------------------------|-------------------|
| (SD) Smoke detector & Fire Alarm                 | (IP) Indicator Panel    | [FD30] 30 Min Rated Fire Door        | ⊕ Spot Lights     |
| (HD) Heat Detector                               | (CP) Manual Call Point  | [Hatched] Existing Structure Walls   | ○ Pendant Lights  |
| (H <sub>2</sub> O) H <sub>2</sub> O Extinguisher | [EL] Emergency Lighting | [Patterned] Existing Partition Walls | — Single Radiator |
| (CO <sub>2</sub> ) CO <sub>2</sub> Extinguisher  | [FB] Fire Blanket       | [Cross-hatched] New Partition Walls  | ≡ Double Radiator |



CLIENT	Mrs & Mr	DRAWING NO.	DESIGNED BY	SCALE
PROJECT ADDRESS	37 Collingwood Road Sm1 2RT	P-09	JOHN	1:100
			APPROVED BY	DATE
				08/03/24