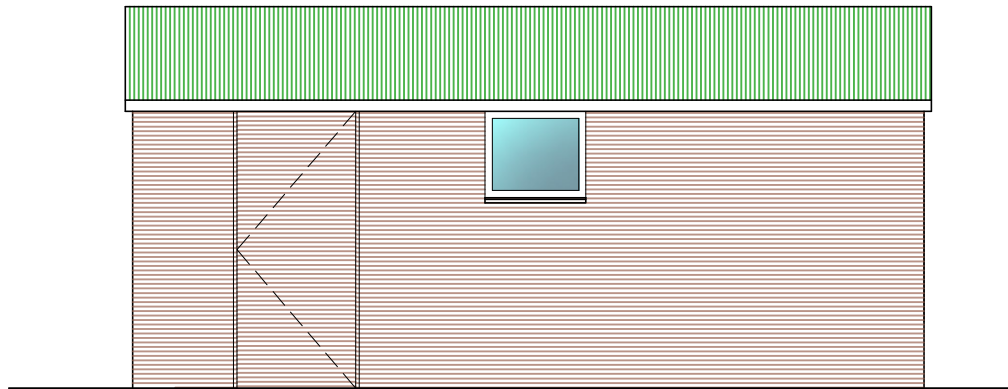
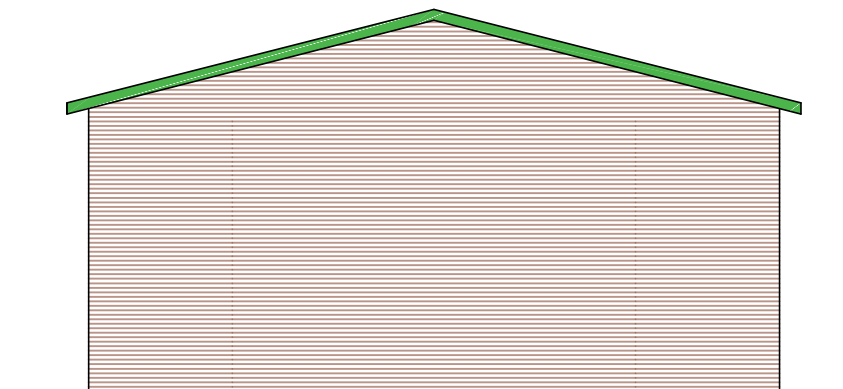



01 – PROPOSED FRONT ELEVATION  
SCALE 1:50.




02 – PROPOSED SIDE ELEVATION  
SCALE 1:50.



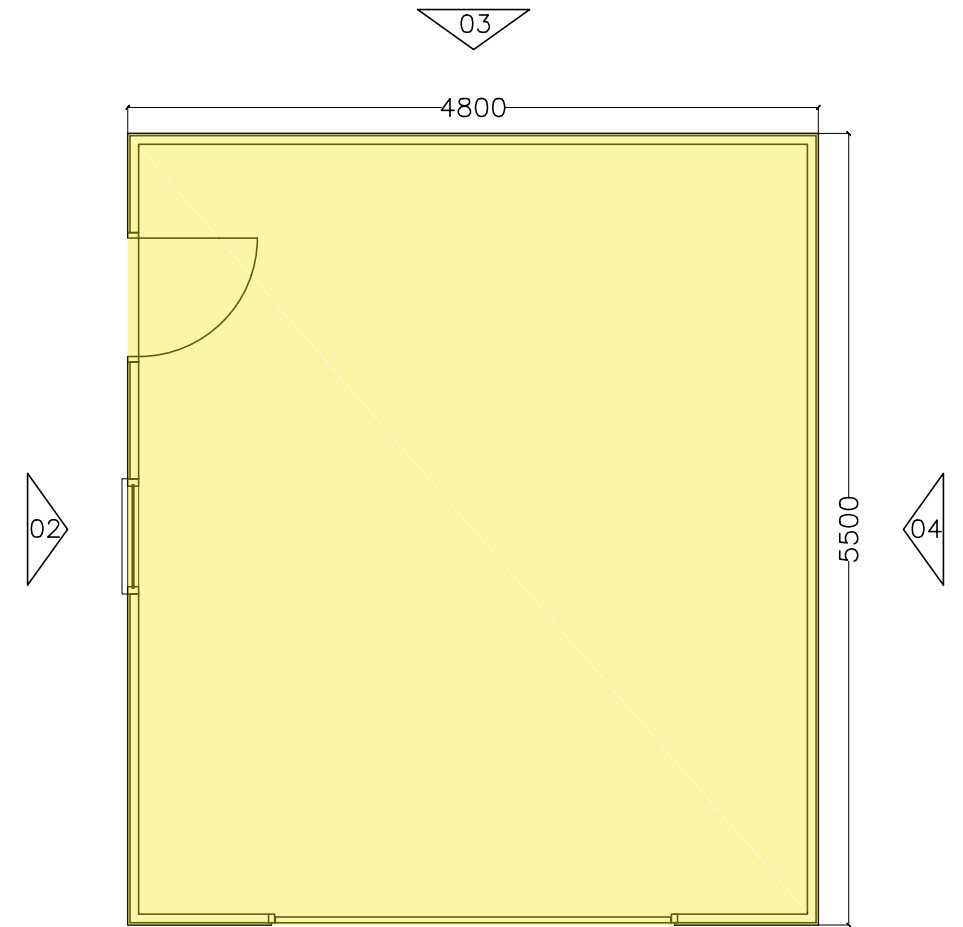
03 – PROPOSED REAR ELEVATION  
SCALE 1:50.



04 – PROPOSED SIDE ELEVATION  
SCALE 1:50.



PROPOSED ROOF PLAN  
SCALE 1:50.



PROPOSED PLAN  
SCALE 1:50.

**PROPOSED MATERIALS**

Proposed Garage is formed using metal frame with metal cladding (Wood effect Golden oak finish)

To have a 2.8m wide x 1.9m high up and over door to front elevation, finish to match.

Garage to have a single door & window site on elevation facing house, finish to match.

Roof is to be Metal framed with metal clad central apex roof, Colour to be Matt Green D6020 colour

Front elevation fence & gate to be timber, to be painted to match.

**LOTHIAN PLANS**

www.lothianplans.com

CLIENT: Mr Jim Mclean.

JOB: 5 FA'SIDE CRESCENT  
WALLYFORD, EH21 8AH

NUMBER: <b>5FC-PL4</b>	REVISION	SCALE 1:50@A3
		DRAWN MCR
		CHECK -
		DATE MAR 2024

TITLE: PROPOSED PLAN & ELEVATIONS (A3)  
REPLACEMENT GARAGE