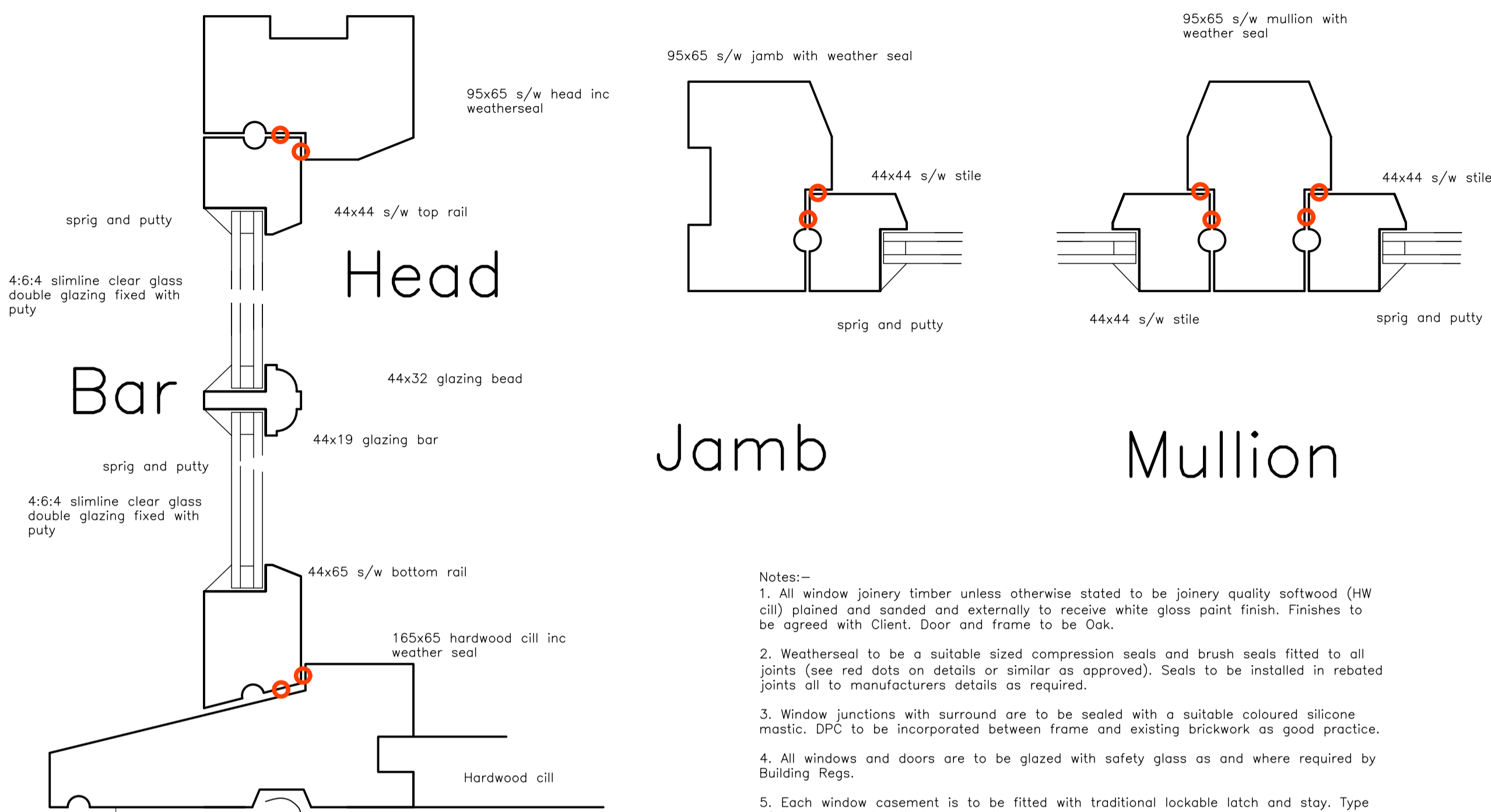



Do not scale this drawing. All dimensions must be checked on site with any discrepancy reported to designer. All levels and vertical dimensions must be checked on site and must match the existing building. This drawing must be read in conjunction with all Structural Engineers drawings and calculation and other Architectural drawings. This drawing remains the copyright of the Designer. It is the clients responsibility to check any legal site restrictions/coverments/rights of way etc. No services/drainage above or below ground have been surveyed or tested.



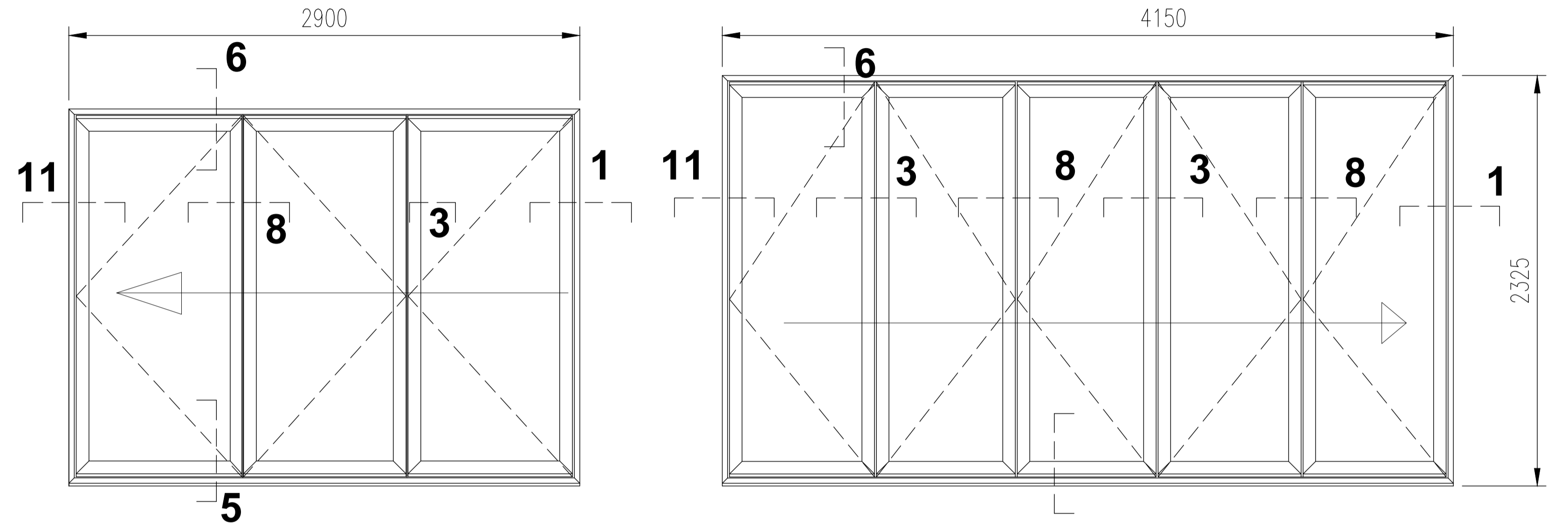
- Notes:-
1. All window joinery timber unless otherwise stated to be joinery quality softwood (HW cill) planed and sanded and externally to receive white gloss paint finish. Finishes to be agreed with Client. Door and frame to be Oak.
  2. Weatherseal to be a suitable sized compression seals and brush seals fitted to all joints (see red dots on details or similar as approved). Seals to be installed in rebated joints all to manufacturers details as required.
  3. Window junctions with surround are to be sealed with a suitable coloured silicone mastic. DPC to be incorporated between frame and existing brickwork as good practice.
  4. All windows and doors are to be glazed with safety glass as and where required by Building Regs.
  5. Each window casement is to be fitted with traditional lockable latch and stay. Type of Ironmongery to clients approval.
  6. The sizes shown on this drawing are indicative and the joinery details are to be similar to that which they replace. Joiner MUST notify client if there is any concern about integrity/suitability of joinery sizes shown.

Cill  
Replacment Window Plan/Section 1:2

○ Locations of brush or compressible draft seals

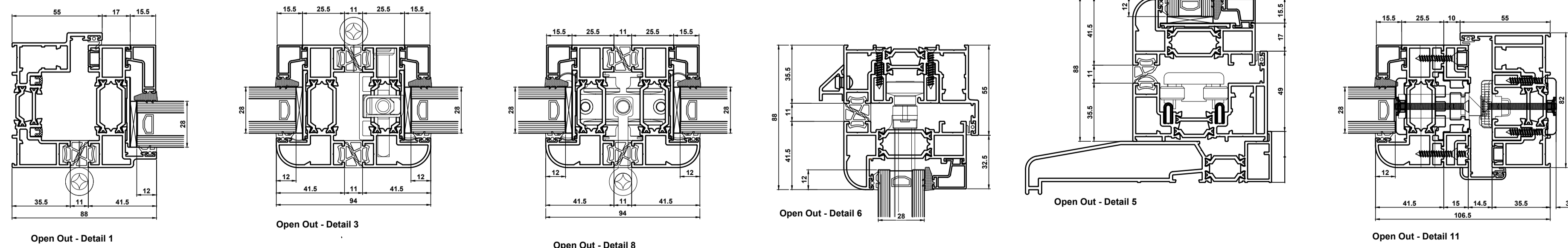
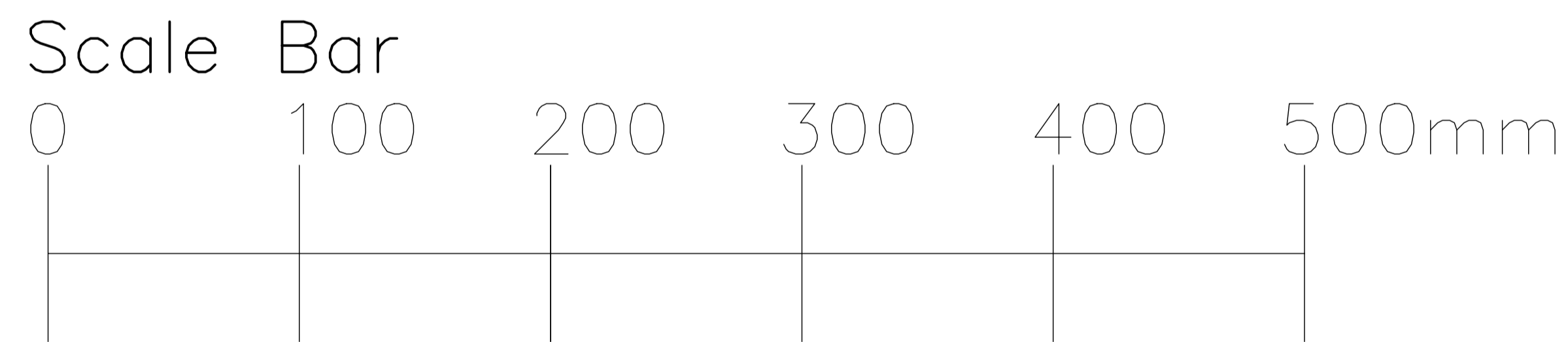


Typical Joinery Elevations 1:20



As 5 but for a level threshold

Bi-fold door elevations 1:20  
Dark Grey Aluminium Smarts 6000 system



Bi-Fold Door Details 1:2

M R Garland Limited  
4 Burrs Hill Cottages Horsmonden Road  
Brenchley Kent TN12 7AT  
01892 724 542 or 07802 987 698  
mrgarlandlimited@btinternet.com

Client  
**Mr and Mrs Kitchenham**  
Project  
**Proposed Alterations/Extension  
West House, 3 West End  
Kemsing, Sevenoaks  
Kent TN15 6PX**

Drawing Title  
**Window Details-Sheet 3**

Date November 2023	Drawing No. <b>M23- 8772:42A</b>	Rev.
Scale 1:2 & 1:20 @A1		