

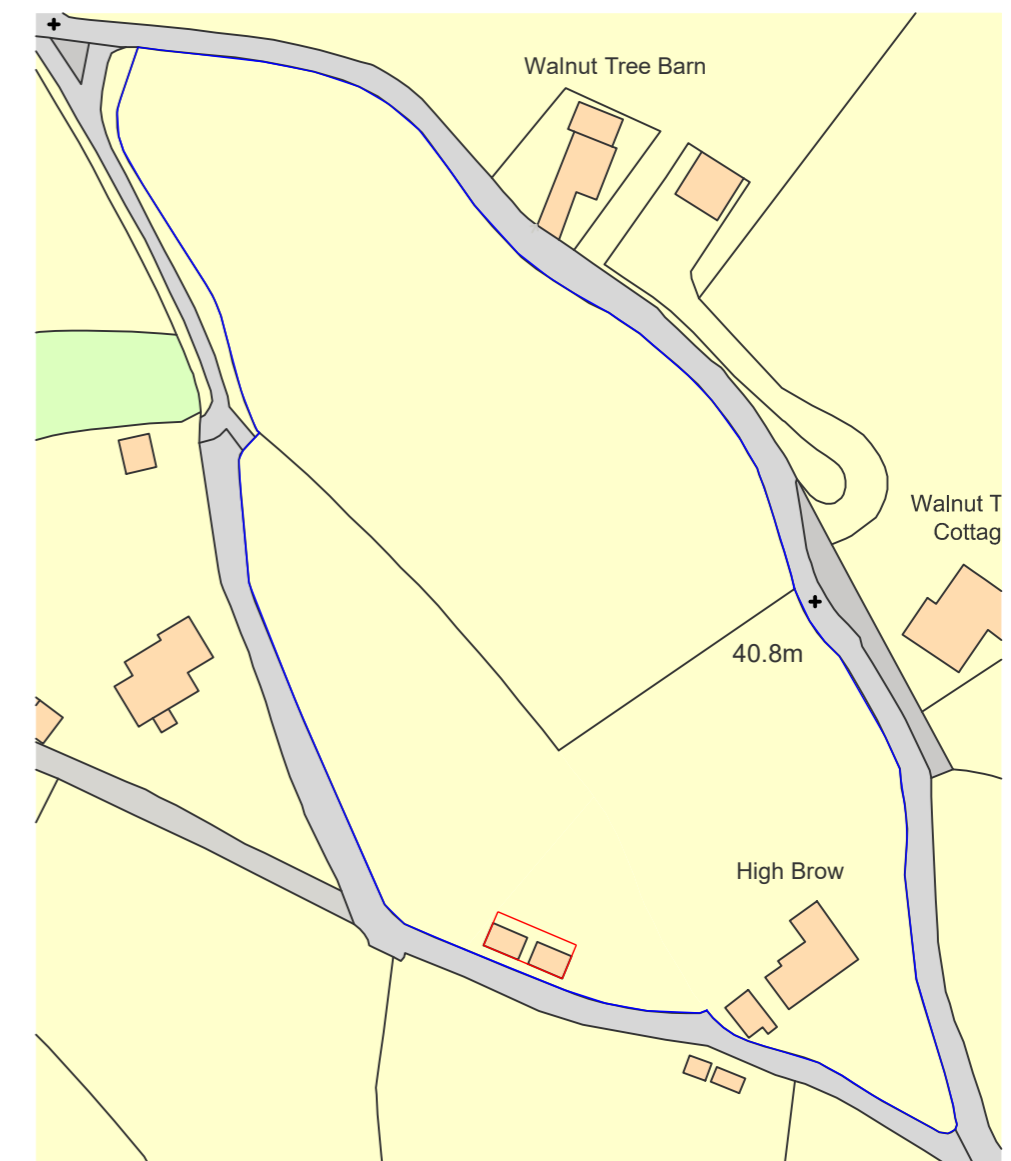


SITE LOCATION
1:500


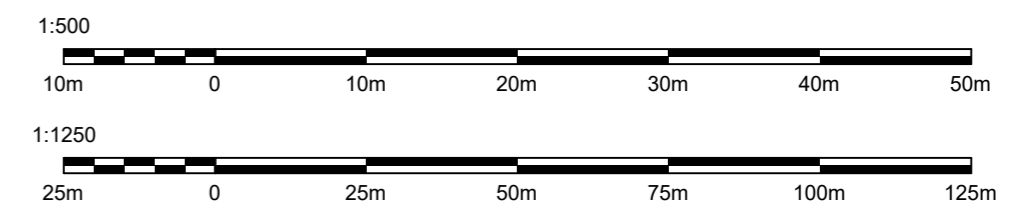
GENERAL NOTE

Do not scale.

This drawing to be read in conjunction with Structural Engineers drawings & calculations for all sub-structures, including below ground drainage & external works. Window / Door specialist drawings, M&E Consultant drawings & sub-contractors drawings & performance specifications for all specialist design elements. All works shall be carried out in strict accordance with the British Standards Codes of Practice relating to Workmanship and Materials, & current manufacturers details & instructions where appropriate.



SITE LOCATION
1:1250



Client Nathan Jones			
Project High Brow, Five Lanes, Caerwent, NP26 5PQ Replacement of two existing barns with single storage barn			
Title Site Location			
Date Feb 24	Scale As Shown @ A2	Dwg No. A100	Rev. A

