

NOTES:


SkyLofts will do everything possible to convert your loft space as per the measurements shown, however, measurements are subject to change on site due to external factors. All measurements shown are approximate and are NOT guaranteed.

Scale from this drawing and use figure dimensions.

Existing foundations, lintels and walls to be exposed if required by Building Control for assessment and upgrading if found to be inadequate.

KEY:

GLASS DOOR =		FUSE BOX =	
GLASS UNIT ABOVE DOOR =		GAS METER =	
NO DOOR =		WATER METER =	
DOUBLE DOOR =		SOIL VENT PIPE =	SVP
POCKET DOOR =		GUTTERING DOWNPIPE =	RWP
SLIDING DOOR =		THERMAL HEAT STORE =	THS



Westmead House
Farnborough
GU14 7LP
TEL: 01252 500 872

SITE: 14, Aldershot Road, Church Crookham, Hampshire, GU52 8LG

CLIENT: Mr Iain & Mrs Katy Spence

PROJECT: Rear Dormer Loft Conversion

TITLE: Proposed Loft Floor Plan

DATE: 04.03.2024 REF: Spence/6501

DWG NO: LDC .05 SCALE: 1:50 @ A3

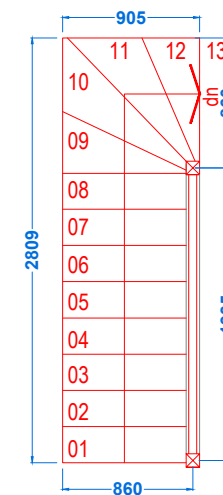
REVISION: - DWG BY: AI

STAIRCASE

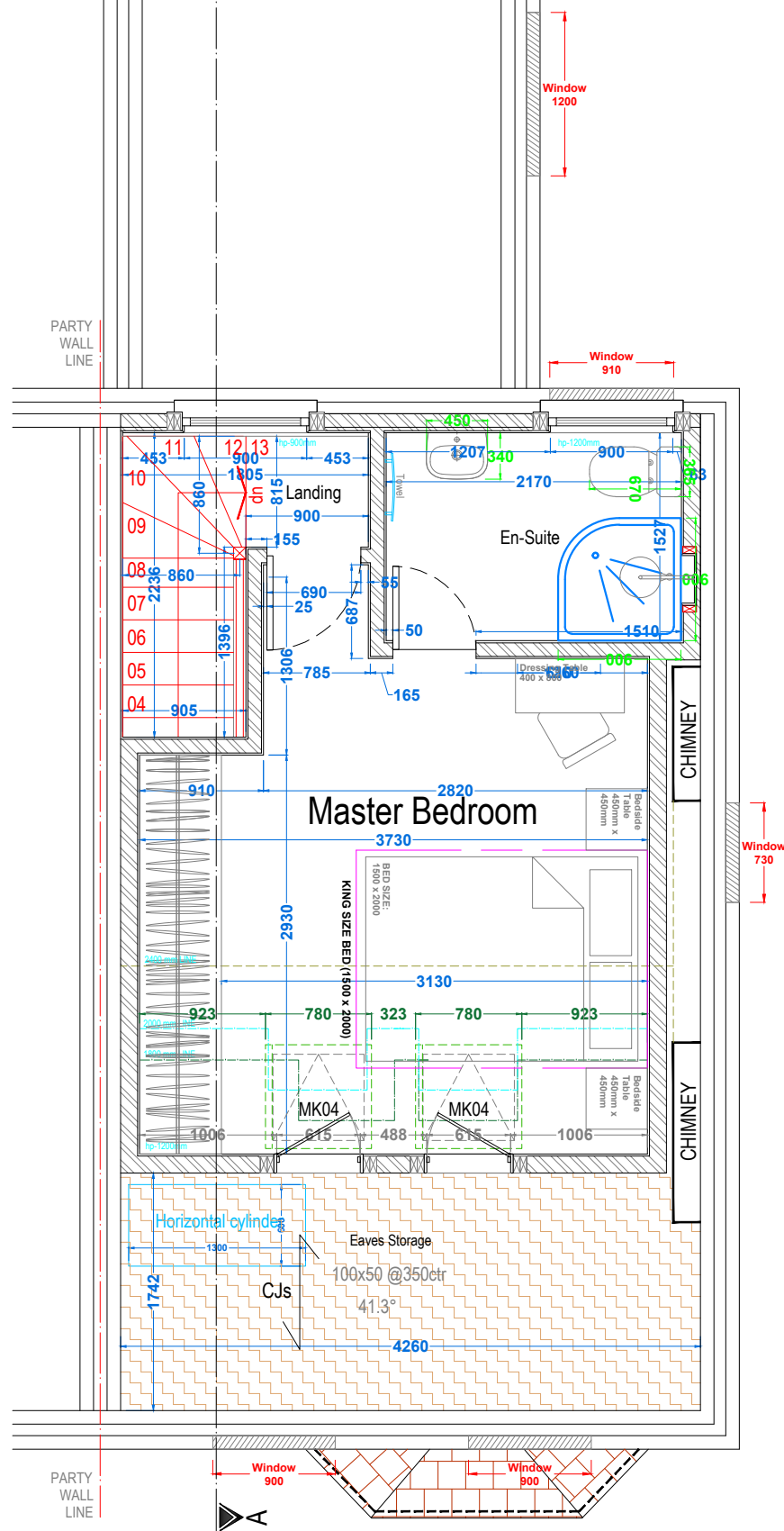
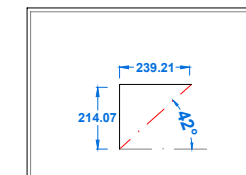
The dimensions shown are approximate and are to be confirmed by the stair design company. If there are any changes to the design then SkyLofts Ltd is to be contacted before the manufacture of the staircase. The contractor is NOT to install any structure around the staircase which may result in changes to the loft floor layout. Any changes to the design and costs incurred, without authority, will be the responsibility of the contractor.

STAIRCASE LAYOUT

13 Steps
Straight Flight (Steps 1 - 8) , 4 Box Winder (Steps 9 - 12)
to Landing (Step 13)



Approx. Floor to Floor: 2782mm
Number of Steps: 13
Approx. Step Riser: 214.07mm
Approx. Step Going: 239.21mm
Staircase Pitch: 42°
Maximum Staircase Pitch: 42°



PROPOSED LOFT FLOOR PLAN