
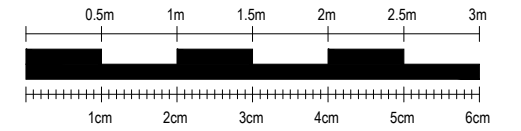


Planning Drawings



SCALE BAR - 1:50



NOTES:


SkyLofts will do everything possible to convert your loft space as per the measurements shown, however, measurements are subject to change on site due to external factors. All measurements shown are approximate and are NOT guaranteed.

Scale from this drawing and use figure dimensions.

Existing foundations, lintels and walls to be exposed if required by Building Control for assessment and upgrading if found to be inadequate.

KEY:

GLASS DOOR =		FUSE BOX =	
GLASS UNIT ABOVE DOOR =		GAS METER =	
NO DOOR =		WATER METER =	
DOUBLE DOOR =		SOIL VENT PIPE =	SVP
POCKET DOOR =		GUTTERING DOWNPIPE =	RWP
SLIDING DOOR =		THERMAL HEAT STORE =	THS



Westmead House  
Farnborough  
GU14 7LP  
TEL: 01252 500 872

SITE: 14, Aldershot Road, Church Crookham, Hampshire, GU52 8LG

CLIENT: Mr Iain & Mrs Katy Spence

PROJECT: Rear Dormer Loft Conversion

TITLE: Proposed Roof Plan

DATE: 04.03.2024 REF: Spence/6501

DWG NO: LDC .08 SCALE: 1:50 @ A3

REVISION: - DWG BY: AI

PARTY WALL LINE

PARTY WALL LINE

PROPOSED ROOF PLAN