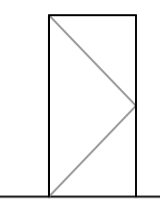
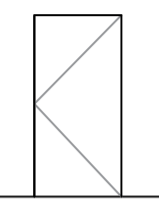


**COPYRIGHT ©**  
 FIGURED DIMENSIONS ONLY ARE TO BE USED. FOR OTHER DIMENSIONS REFER TO CA. ALL DIMENSIONS TO BE CHECKED ON SITE PRIOR TO THE COMMENCEMENT OF WORK. DISCREPANCIES, AMBIGUITIES OR DIFFERENCES BETWEEN DRAWINGS, AND BETWEEN DRAWINGS AND SPECIFICATION OR BILLS OF QUANTITIES TO BE REFERRED TO CA WITHOUT DELAY. DO NOT SCALE THIS DRAWING.

**GENERAL NOTES:**

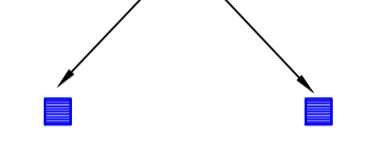
- THIS DRAWING MUST NOT BE USED FOR CONSTRUCTION PURPOSES OR INSTALLATION PURPOSES UNLESS EXPRESSLY STATED.
- DO NOT SCALE OFF THIS DRAWING. ALWAYS WORK TO NOTED DIMENSIONS.
- ALL DIMENSIONS MUST BE VERIFIED ON SITE BEFORE COMPLETING SHOP DRAWINGS OR SETTING OUT WORKS.
- ALL DRAWINGS MUST BE VERIFIED ON SITE BEFORE COMPLETING SHOP DRAWINGS OR SETTING OUT WORKS.
- THIS DRAWING IS TO BE READ IN CONJUNCTION WITH ALL ARCHITECTURAL & STRUCTURAL ENGINEERS DRAWINGS & ASSOCIATED DESIGN DRAWINGS PRODUCED BY 'KES LTD'.
- ALL DIMENSIONS IN MILLIMETRES (mm).
- THIS DRAWING IS UNDER COPYRIGHT AND AT NO TIME MUST ANY PORTION OF THIS DRAWING BE REPRODUCED OR COPIED IN ANY WAY WITHOUT THE PERMISSION OF 'KES LTD'.
- ALL WORKS ON SITE ARE TO COMPLY WITH THE RELEVANT BRITISH STANDARDS, CODES OF PRACTICE AND CURRENT BUILDING REGULATIONS.
- ANY DISCREPANCIES BETWEEN ALL WORKING DRAWINGS SPECIFICATIONS & SCHEDULES OF ALL DISCIPLINES TO BE NOTIFIED TO KES LTD FOR CLARIFICATION/CORRECTION PRIOR TO CONSTRUCTION.

**PROPOSED INTAKE AIR LOUVRE**  
 1400mm H X 900mm W



**NORTH WEST ELEVATION**

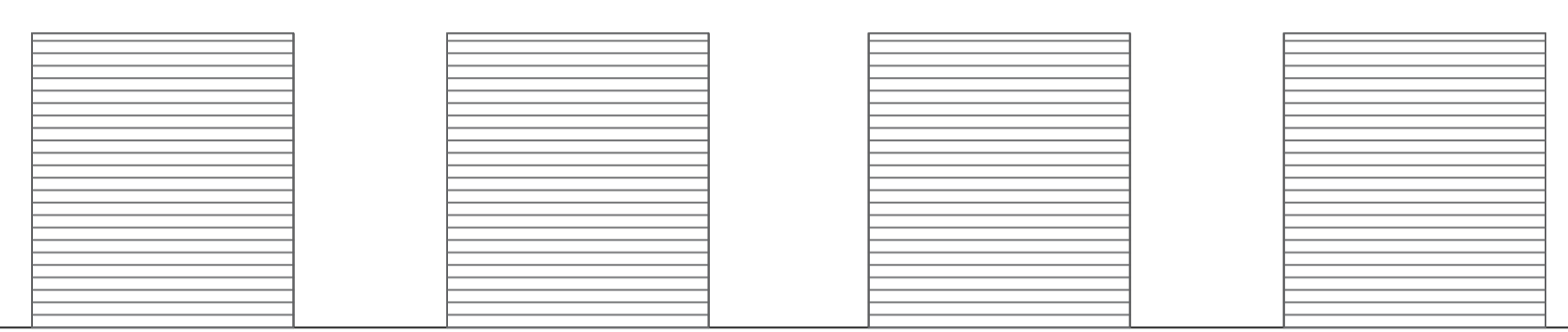
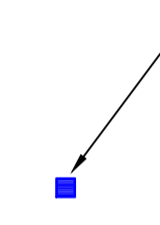
**EXISTING HRU INTAKE / DISCHARGE LOUVRE**  
 350 X 350MM



**EXISTING HRU INTAKE / DISCHARGE LOUVRE**  
 350 X 350MM

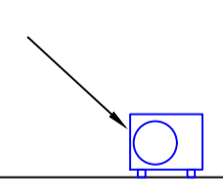


**NEW TOILET EXTRACT LOUVRE**  
 250 X 250MM

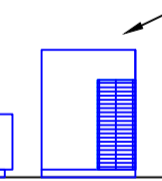


**SOUTH EAST ELEVATION**

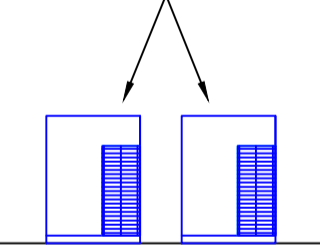
**PROPOSED CONDENSER**  
 DAIKIN RZAG35A 734mm H X 954mm W



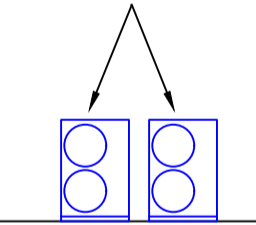
**PROPOSED CONDENSER**  
 DAIKIN REYQ8U 1685mm H X 1240mm W




**PROPOSED CONDENSERS**  
 DAIKIN VRV - REYQ16U 1685mm H X 1240mm W



**PROPOSED DX CONDENSER**  
 TOSHIBA RAV-GM1601ATP-E 1340mm H X 900mm W

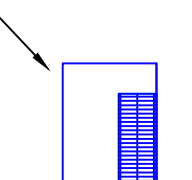


**PROPOSED INTAKE AIR LOUVRE**  
 1400mm H X 900mm W



**NORTH EAST ELEVATION**

**PROPOSED CONDENSER**  
 DAIKIN REYQ10U 1685mm H X 1240mm W



**SOUTH WEST ELEVATION**

Revision	Date	Description	Drawn/Checked
PROPOSED LAYOUTS			

ARUNDELL HVAC  
 40 FOBING ROAD  
 CARRINGTON  
 ESSEX  
 SS147 9BN



TELEPHONE +44 (0) 7921 196660  
 MA@ARUNDELLHVAC.CO.UK

**PROJECT:**  
 KINGSWAY GROUP  
 UNIT 1, HELIX, EDGINGTON WAY, SICUP

**Client:**  
 BEH / KINGSWAY GROUP

**Title:**  
 PROPOSED ELEVATIONS DETAILING  
 THE GRILLE AND CONDENSER LOCATIONS

**Scale:** 1:100 @A1  
**Drawn:** CAD  
**Date:** SEP 2023

**Project No.:** 1437  
**Dwg. No.:** 1437-M200 01

**REVISION:**

