

NOTES:

Hatching indicates partitions doors and fittings to be removed



Extent of alterations



EXTERNAL MATERIALS

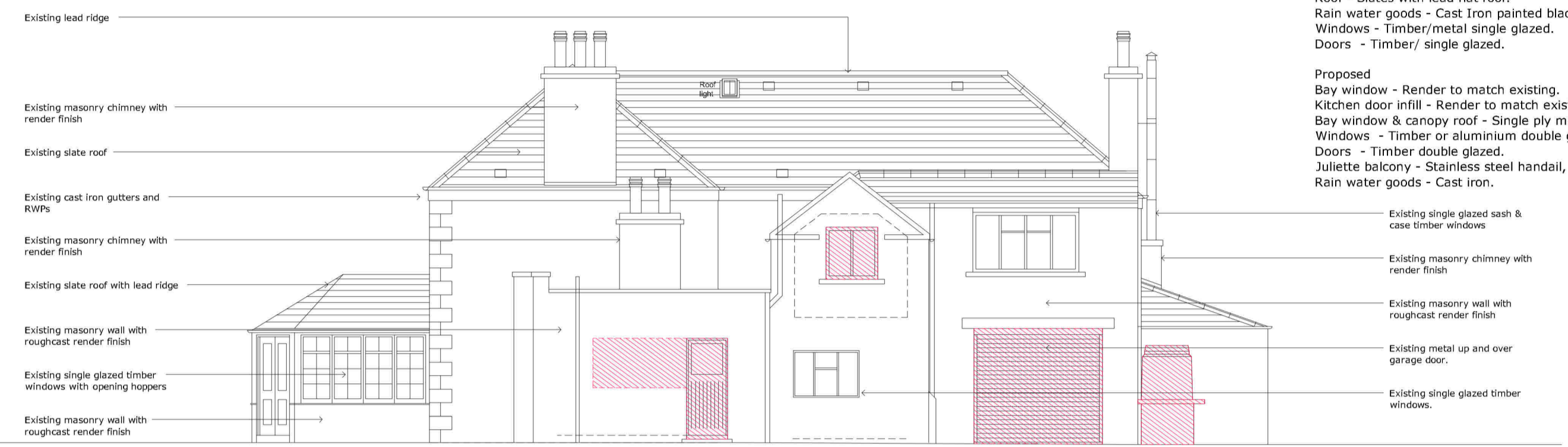
Existing
External walls - Dressed stone with masonry & render.
Chimney stack - Masonry with render.
Roof - Slates with lead flat roof.
Rain water goods - Cast iron painted black.
Windows - Timber/metal single glazed.
Doors - Timber/ single glazed.

Proposed
Bay window - Render to match existing.
Kitchen door infill - Render to match existing.
Bay window & canopy roof - Single ply membrane - black
Windows - Timber or aluminium double glazed.
Doors - Timber double glazed.
Juliette balcony - Stainless steel handrail, glass infill.
Rain water goods - Cast iron.

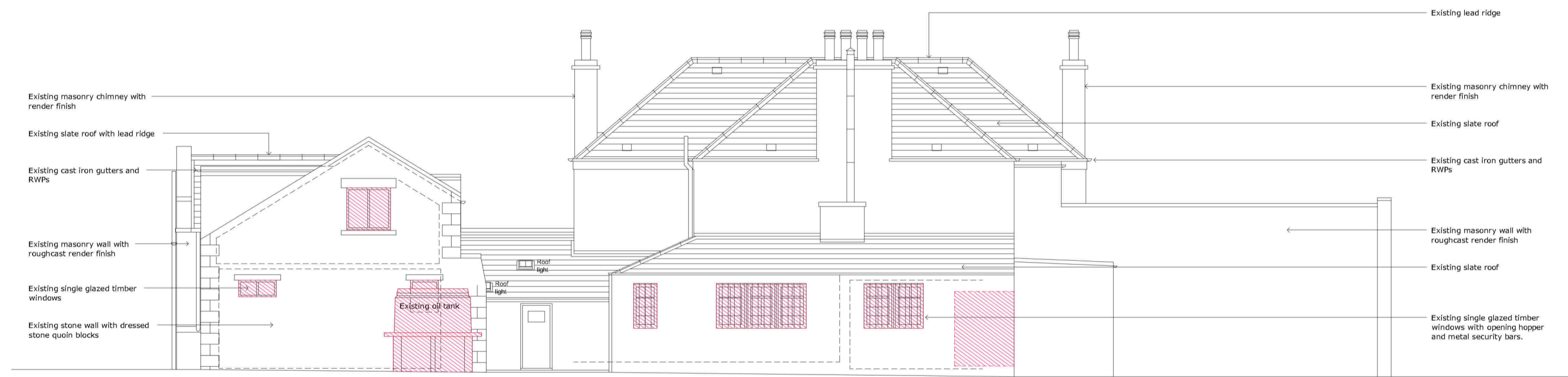
Existing single glazed sash & case timber windows
Existing masonry chimney with render finish
Existing masonry wall with roughcast render finish
Existing metal up and over garage door.
Existing single glazed timber windows.



EXISTING SOUTH EAST ELEVATION



EXISTING NORTH EAST ELEVATION

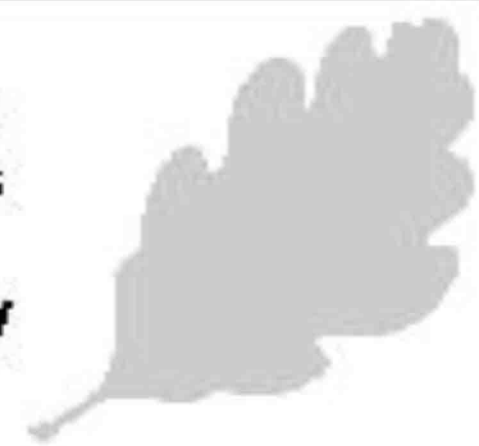


EXISTING NORTH WEST ELEVATION

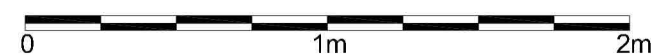


EXISTING SOUTH WEST ELEVATION

This copy has been made by or with the authority of Midlothian Council pursuant to Section 47 of the Designs and Patents Act 1988. Unless that Act provides a relevant exception to copyright, the copy must not be copied without the prior permission of the copyright owner.



EXISTING ELEVATIONS
1:100 @A1



NO.	INIT.	DATE	REVISION

www.lowcarbonstudio.org LOW CARBON ARCHITECTURE & MASTERPLANNING

CLIENT FRANCIS KATAMBA & WANDA ADAM

PROJECT NEWLANDBURN HOUSE ALTERATIONS TO EXISTING HOUSE

TITLE EXISTING ELEVATIONS

DRAWN	CHECK	JOB No. /	Drwg No. /	Rev
CC		2311 /	130 /	-
SCALE	DATE	1:100@A1 FEB 24		