

**Notes:**

Do Not Scale.

Report all discrepancies, errors and omissions.

Verify all dimensions on site before commencing any work on site or preparing shop drawings.

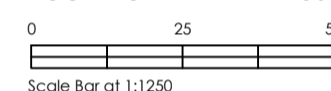
All materials, components and workmanship are to comply with the relevant British Standards, Codes of Practice, and appropriate manufacturers recommendations that from time to time shall apply.

For all specialist work, see relevant drawings.

This drawing and design are copyright of the mark carter design.



LOCATION PLAN 1-1250



Scale Bar at 1:1250



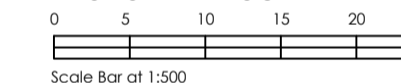
BLOCK PLAN 1-500




Scale Bar at 1:500



PROPOSED BLOCK PLAN 1-500



Scale Bar at 1:500



| Revision | Date | Description |
|----------|------|-------------|
|          |      |             |

|        |          |
|--------|----------|
| Status | PLANNING |
|--------|----------|



design studio  
 priestfield stadium gillingham kent ME7 4DD  
 tel 01634 304700 fax 01634 850986  
 e mail: markcarter.design@virgin.net

|        |         |
|--------|---------|
| Client | R SINGH |
|--------|---------|

|               |                |
|---------------|----------------|
| Drawing Title | LOCATION PLANS |
|---------------|----------------|

|               |   |
|---------------|---|
| Project Title | PROPOSED REAR EXTENSION AND HMO USE AT 36A UPPER ABBEY ROAD |
|---------------|---|

|       |        |      |        |       |    |
|-------|--------|------|--------|-------|----|
| Scale | 1:1250 | Date | JAN 24 | Drawn | MC |
|-------|--------|------|--------|-------|----|

|            |            |     |   |
|------------|------------|-----|---|
| Drawing No | 3497 - 001 | Rev | - |
|------------|------------|-----|---|