



HOWBURY LANE

110

108

106

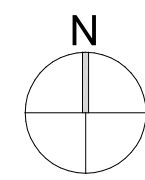

104

LP

MH

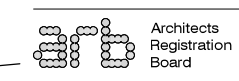
MH

SCALE 1 : 100 @ A3



All dimensions to be checked on site • Any indication of services is approximate only and full investigation should be carried out prior to commencing the works • It is the responsibility of the contractor to comply with building regulations whether or not wholly depicted on this drawing • This drawing is to be read in conjunction with any specialist structural, geotechnical or mechanical design by others © Bruno Cantale

CANTALE DESIGN ARCHITECTS LTD



Architects
Registration
Board

CANTALEDESIGN
ARCHITECTS

studio@cantaledesign.com
Tel: 07549703124
106 Abbey Grove - LONDON SE2 9EP

106 HOWBURY LANE
ERITH - DA8 2DR
VEHICLE CROSSOVER
EXISTING SITE PLAN

SCALE 1 : 100 @ A3

02
FEB 2024