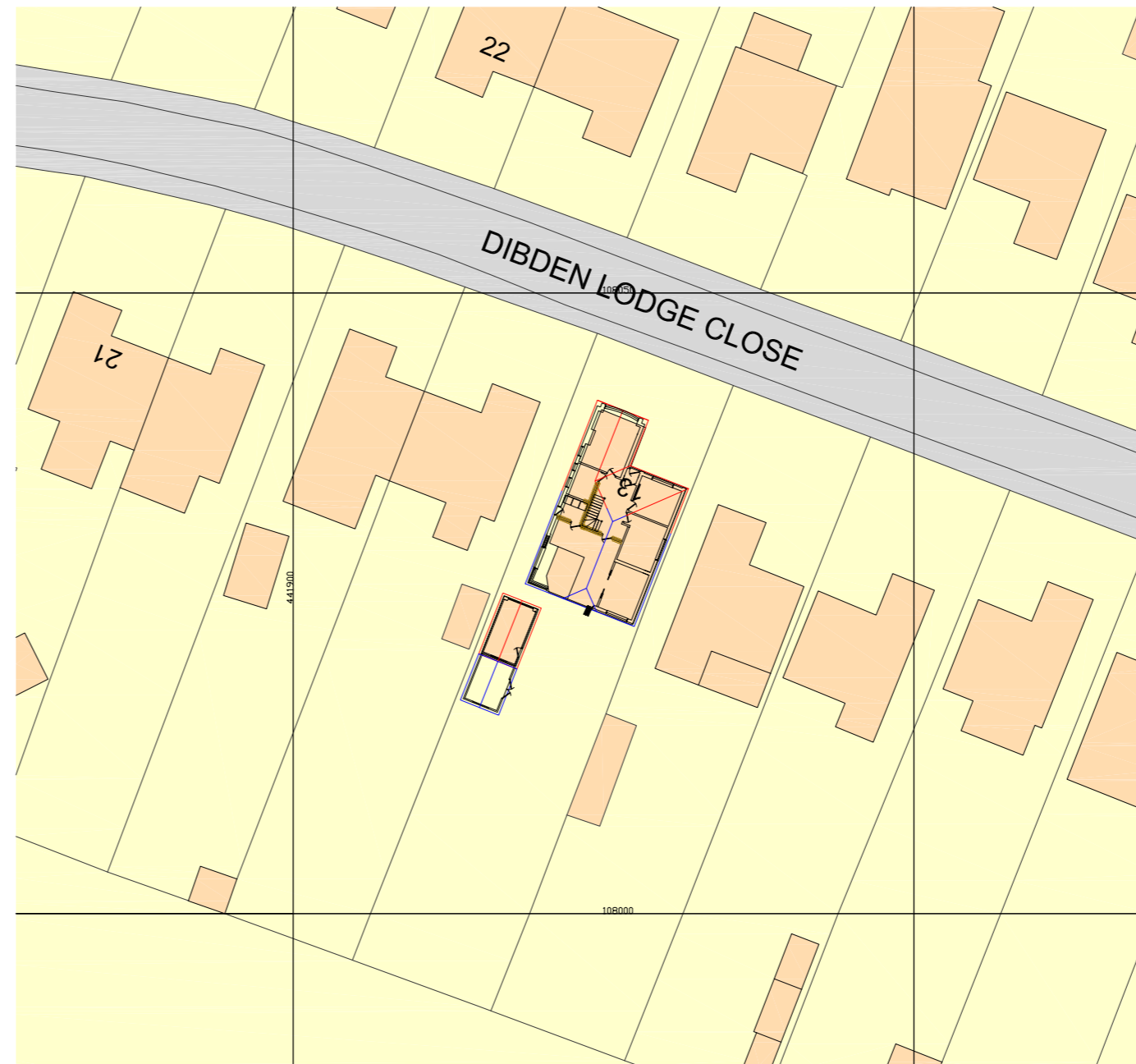

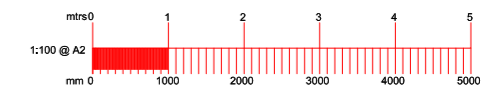


Ordnance Survey. (c) Crown Copyright 2024. All rights reserved. Licence number 100022432

Site Location Plan
Scale 1:1250



Block Plan
Scale 1:500



Notes
All dimensions and details to be checked on site by builder prior to commencement of works.
This plan must not be acted upon until it has been approved by the Local Authority.
Client to conform to party wall act of 1996 if required.

B		
A		
	Date	Revisions

Drawing Title.
Maps

SITE ADDRESS 13 Diben Lodge Close Hythe Southampton SO45 6AY	CLIENT ADDRESS
--	----------------

Scale.	as noted	PAPER SIZE A2
Date.	February 2024	Drawn by. <i>R.N.S.</i>

Sanders Design Services Ltd
95 Cedar Road
Hythe
Southampton
SO45 3PX
www.sandersdesignservices.co.uk
info@sandersdesignservices.co.uk
023 8020 7195

Drawing No	kat sht 3	Revision	x
------------	-----------	----------	---