



Quotation Prepared for:

Mr and Mrs Scott Healey
SP6 2HA

**For further information or to discuss the proposal further,
please contact your designer:**

David Getzig
Office: 01794 511180
Mobile: 07940712659
Email: sales@romseyconservatory.com



Timber Alternative Windows

Evolution are specialist manufactures of the ultimate in alternative timber products. With sculptured joints, thin profiles and an extensive colour and furniture pallet, our customers can maintain the look and feel of traditional wood whilst having all the advantages of state-of-the-art, modern, window technology.

Key Features:

- Ovalo beading on Georgian bars
- Period design ironmongery with working peg stays
- Wood grain effect
- Scribed joint Georgian bars
- Traditional timber sight lines
- Narrow window frames showing more glass
- Exquisite wood effect detailing across the whole frame
- Hand-finished excellence
- Authentic deep external cill
- The Most energy efficient glass available as standard
- Security – shoot bolts top and bottom as standard



Product Specification

Please find below your specification for your timber alternative front door :

Product	EDC Rear door
Colour	Black wood External Door sash White wood Internal Door sash Black wood External Framework White Wood Internal Framework
Glazing	Solar controlled 28 mm double glazed unit Low e Toughend Swiss warm edge spacer Argon gas filled
Handle	Wrought Iron Lever Lever Handle
Letter Box	NA
Trickle Vents	N/A
Additions	Wide midrail Vertical timber joints to external frame 45 mm x 150 mm colour co ordinated cill Anodized thresholds



Evolution Flush Window

Product Manufacturer Model	Traditional windows Evolution Flush
Quantity	(See associated window schedule) 3 x windows
Colour	White Wood Internal Black Wood External
Glazing	Solar controlled glass Toughend Low E Soft coated and argon gas filled Swiss warm edged spacer Georgian bar design with scribed joints and Ovalo beading – 20 mm
Handle	Black monkey tail handles
Peg stays	Black monkey tail pegstays
Trickle Vents	Yes
Additions	Traditional timber joints on external sash face



Investment

Investment Includes

Full site survey to confirm measurements

Site visit to check apertures and site prior to installation teams arrive

Delivery and installation of the products

Full 10 year warrantee and guarantee on service and installation

Project registration with DGCOS to offer our customers the most advanced level of protection available

48 hours call out redmedial targets for after install care and support

Windows

Supply, Supply and Install

(All prices Inc VAT)

All associated window and doors

Quotation Prepared By:
 Rococo Glass Limited
 Unit 48 Romsey Industrial Est.
 Greatbridge Road
 Romsey
 Hampshire
 SO51 0HR
 Tel : 01794 511180
 Fax : 01794 511190



The Authentic Alternative To
 Timber Windows & Doors

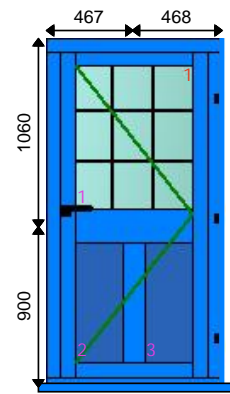
www.evolutionwindows.com

Quote No : Scott Healey 2024
 Ref :

Group: STORM2 WG OPEN IN REAR DOOR TLJ
 Cill: STORM2 160mm (45) Cill 1050mm
 Reinf: @15Door - Standard
 handle: BLACK Wrought Iron L/L
 Hinge: SFS Dynamic BLACK
 Lock: YALE DOOR LOCK
 Drainage: CONCEALED
 Bead: Ovolo Bead 28mm (White Gasket)
 Glass: 4/20/4 4S Tuff/4 Low Iron Tuff Swissspacer Black Argon Face Fix
 Location: 20mm Putty/Ovolo Grid
 Low Threshold: Frame 1
 44mm Storm 2 Silver Ali Thresh REDUCED WEATHER

Outer : Top STORM2 72MM Outer Black Wood/White Wood
 Bottom 44mm Storm 2 Silver Ali Thresh RD
 Left STORM2 72MM Outer Black Wood/White Wood
 Right STORM2 72MM Outer Black Wood/White Wood

Extras: 160mm Cill End Caps Black Wood
 Extras: Right STORM2 15mm Ext. Black Wood/White Wood
 Extras: Timberlook joint



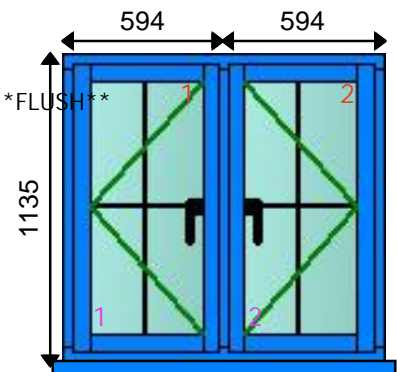
Frame Size 935 X 1960

Qty 1

Group: FLUSH WG CASEMENT WER-A TLJ
 Cill: STORM2 160mm (45) Cill 1050mm
 Reinf: @15Casement - Full
 Handle: BLACK Monkey Tail Flush Black MonkeyTail WORK Stay **FLUSH**
 Hinge: EGRESS/EASY CLEAN HINGES
 Lock: CASEMENT LOCK
 Drainage: CONCEALED
 Bead: Ovolo Bead (White Gasket)
 Glass: 4/20/4 4S Tuff/4 Low Iron Tuff Swissspacer Black Argon Face Fix
 Location: 20mm Putty/Ovolo Grid
 Frame 2

Outer : Top STORM2 56MM Outer Black Wood/White Wood
 Bottom STORM2 56MM Outer Black Wood/White Wood
 Left STORM2 56MM Outer Black Wood/White Wood
 Right STORM2 56MM Outer Black Wood/White Wood

Extras: 160mm Cill End Caps Black Wood
 Extras: Timberlook joint

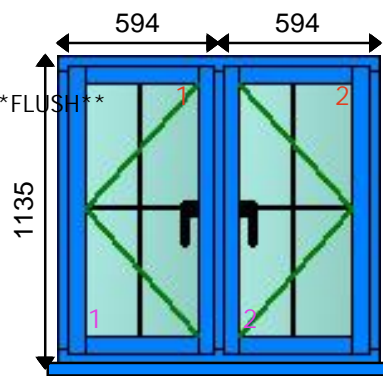


1188 x 1180

Frame Size 1188 X 1135

Qty 1

Group: FLUSH WG CASEMENT WER-A TLJ
 Cill: STORM2 160mm (45) Cill 1050mm
 Reinf: @15Casement - Full
 Handle: BLACK Monkey Tail Flush Black MonkeyTail WORK Stay ****FLUSH****
 Hinge: EGRESS/EASY CLEAN HINGES
 Lock: CASEMENT LOCK
 Drainage: CONCEALED
 Bead: Ovolo Bead (White Gasket)
 Glass: 4/20/4 4S Tuff/4 Low Iron Tuff Swissspacer Black Argon Face Fix
 Location: 20mm Putty/Ovolo Grid
 Frame 3



1188 x 1180

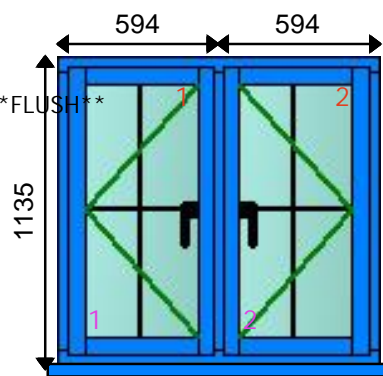
Frame Size 1188 X 1135

Qty 1

Outer :
 Top STORM2 56MM Outer Black Wood/White Wood
 Bottom STORM2 56MM Outer Black Wood/White Wood
 Left STORM2 56MM Outer Black Wood/White Wood
 Right STORM2 56MM Outer Black Wood/White Wood

Extras: 160mm Cill End Caps Black Wood
 Extras: Timberlook joint

Group: FLUSH WG CASEMENT WER-A TLJ
 Cill: STORM2 160mm (45) Cill 1050mm
 Reinf: @15Casement - Full
 Handle: BLACK Monkey Tail Flush Black MonkeyTail WORK Stay ****FLUSH****
 Hinge: EGRESS/EASY CLEAN HINGES
 Lock: CASEMENT LOCK
 Drainage: CONCEALED
 Bead: Ovolo Bead (White Gasket)
 Glass: 4/20/4 4S Tuff/4 Low Iron Tuff Swissspacer Black Argon Face Fix
 Location: 20mm Putty/Ovolo Grid
 Frame 4



1188 x 1180

Frame Size 1188 X 1135

Qty 1

Outer :
 Top STORM2 56MM Outer Black Wood/White Wood
 Bottom STORM2 56MM Outer Black Wood/White Wood
 Left STORM2 56MM Outer Black Wood/White Wood
 Right STORM2 56MM Outer Black Wood/White Wood

Extras: 160mm Cill End Caps Black Wood
 Extras: Timberlook joint