

6

5

4


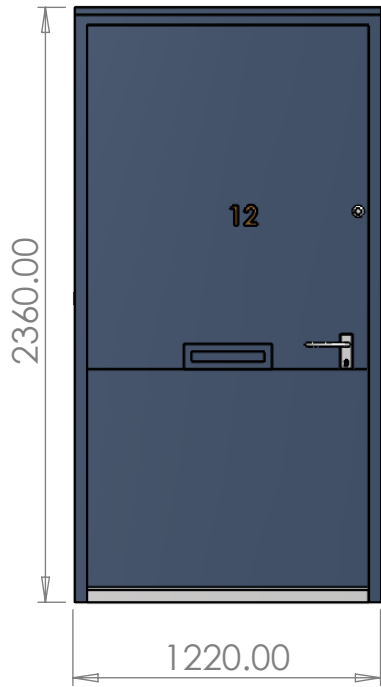
3

2


1

D

Current Outside View



Current Inside View



D

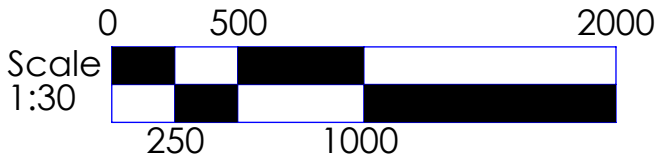
C

C

B

B

The current door is a timber door finished in RAL 5000 Violet Blue externally and RAL 9005 Black internally. It is a standard threshold, inward opening door that is hinged on the left when viewed from the outside. It has silver lever handles and a blue letterplate. There are metal numerals for '12'. The door panel design is flat with a steel plate approximately 950 mm tall from the bottom of the door.



SURFACE FINISH:		FINISH:		UNLESS OTHERWISE SPECIFIED: DIMENSIONS ARE IN MILLIMETERS	
TOLERANCES:				TITLE:	
LINEAR:				12 and 12A Virginia Street	
ANGULAR:				Current Door 2	
	NAME	SIGNATURE	DATE	DWG NO. 1	SCALE 1:30
DRAWN	S.O'NEILL		11.01.24		
CHK'D				MATERIAL:	
APPV'D					
MFG					
Q.A				WEIGHT:	

A4

SHEET 4 OF 9

6

5

4

3

2

1

A

A