

6

5

4


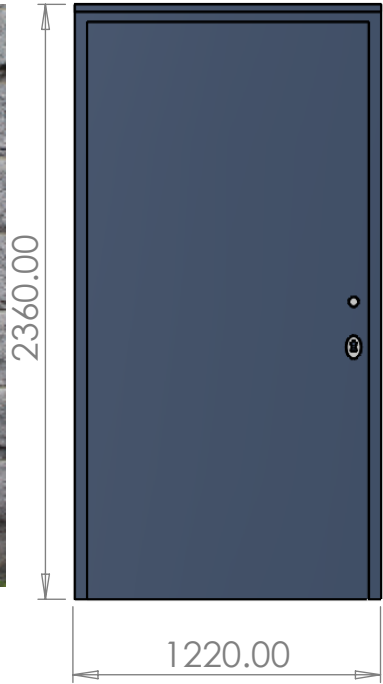
3

2



1

D

Current Outside View



Current Inside View



D

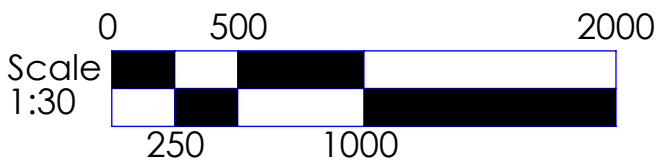
C

C

B

B

The current door is a timber door finished in RAL 5000 Violet Blue externally and RAL 9016 White internally. It is a standard threshold, inward opening door that is hinged on the left when viewed from the outside. It has no external access and a pull bar internally. The door has a full flat panel design.



SURFACE FINISH: TOLERANCES: LINEAR: ANGULAR:		FINISH:		DEBURR AND BREAK SHARP EDGES		UNLESS OTHERWISE SPECIFIED: DIMENSIONS ARE IN MILLIMETERS	
DRAWN S.O'NEILL		SIGNATURE		DATE 11.01.24		DWG NO. 1	
CHK'D						SCALE 1:30	
APPV'D						MATERIAL:	
MFG							
Q.A						WEIGHT:	
						TITLE: 12 and 12A Virginia Street Current Door 1	
						A4	
						SHEET 6 OF 9	

A

A

6

5

4

3

2

1