

6

5

4

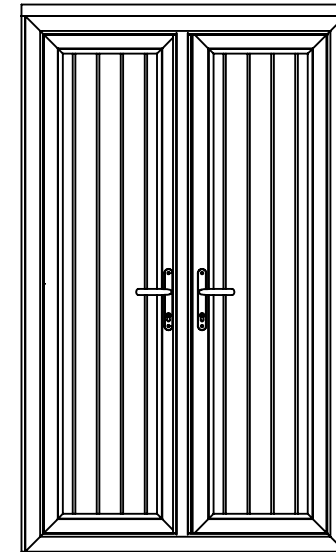

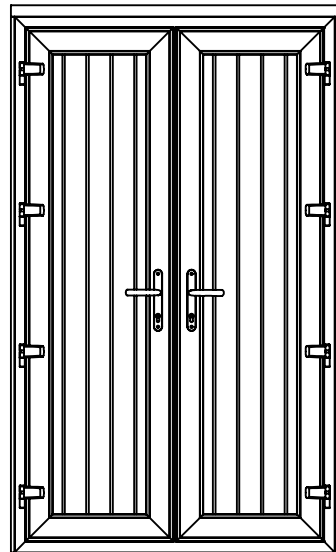

3

2

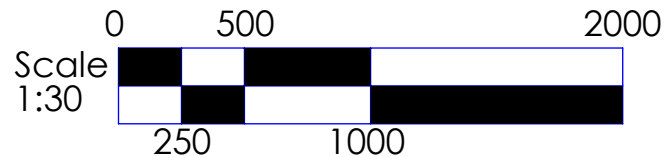
1

Proposed Outside View

Proposed Inside View



The proposed double door is a steel-reinforced 70mm Rehau uPVC Flood Door. It is a low threshold (15 mm), outward opening door. The main leaf on the left when viewed from the outside and it is hinged either side with 4 flag hinges. The door has full length tongue and groove panels and is finished in RAL 9005 Black both sides and with woodgrain effect also both sides. It has satin silver lever handles, suitable as a fire exit.



SURFACE FINISH: TOLERANCES: LINEAR: ANGULAR:		FINISH:		DEBURR AND BREAK SHARP EDGES		UNLESS OTHERWISE SPECIFIED: DIMENSIONS ARE IN MILLIMETERS	
DRAWN S.O'NEILL		SIGNATURE		DATE 29.01.24		DWG NO. 1	
CHK'D						SCALE 1:30	
APPV'D						MATERIAL:	
MFG							
Q.A						WEIGHT:	
<b>Marischal Street</b> Proposed 48A Door						TITLE:	
						A4	
						SHEET 4 OF 6	

6

5

4

3

2

1

A

A

D

D

C

C

B

B