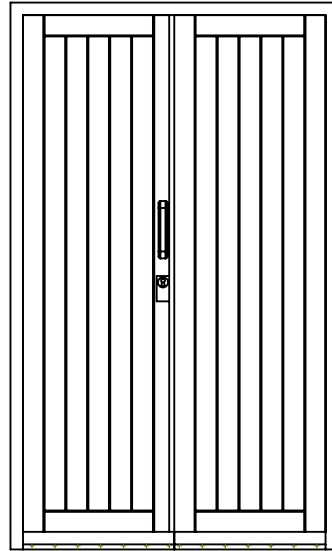
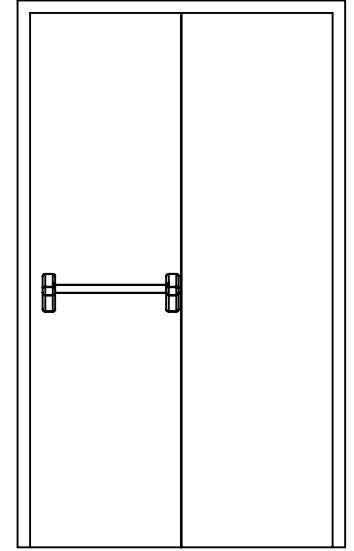



6 5 4 3 2 1

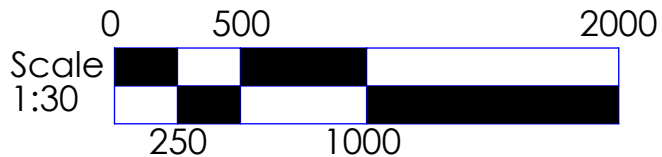
Current Outside View



Current Inside View



The current door is timber double door. It is a standard threshold, outward opening door with the main leaf on the left when viewed from the outside. It is finished in RAL 9005 Black externally and RAL 9016 internally. The panels are full length Tongue & Groove and there is a crash bar internally, external access with a silver pull bar.



SURFACE FINISH: TOLERANCES: LINEAR: ANGULAR:		FINISH:		DEBURR AND BREAK SHARP EDGES		UNLESS OTHERWISE SPECIFIED: DIMENSIONS ARE IN MILLIMETERS	
DRAWN S.O'NEILL		SIGNATURE		DATE 29.01.24		DWG NO. 1	
CHK'D						SCALE 1:30	
APPV'D						MATERIAL:	
MFG							
Q.A						WEIGHT:	
<p><b>Marischal Street</b> Current 48A Door</p>						TITLE:	
						A4	
						SHEET 3 OF 6	

6 5 4 3 2 1

D

D

C

C

B

B

A

A