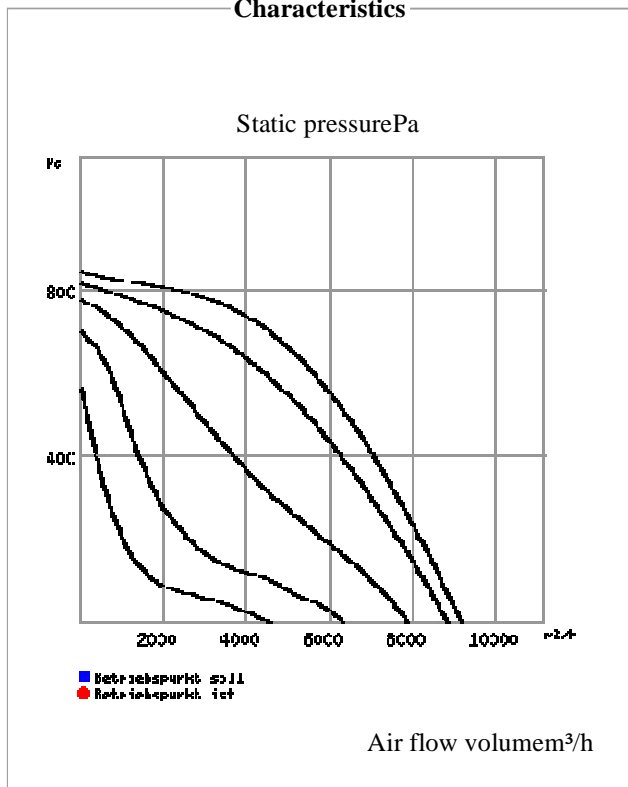


Product 5508 GBW 560/4

Image



Characteristics



Properties

Ref.no.	5508	
Model	GBW 560/4	
Description	Gigabox with discharge adapter and flex. sleeve, 1-ph., controllable	
Actual pressure	static	
Actual volume		
Max.Vol.	9123 m ³ /h	
Speed	1409 min ⁻¹	
FLC un-controlled	7.93 A	
STC un-controlled	28.548 A	
Power	1.83 kW	
Voltage	230 V / 1 ph / 50 Hz	
Max. Temperatur	40 °C (40 °C if controlled)	
Wiring diagram no.	867	
Weight	92.00 kg	
Delivery time	On request	
Acoustic data:		
Sound in-duct	56 in 4 m	
Case breakout	45 in 4 m	
Spectrum		
	Hz	
Lwa Intake	dB (A)	Total 125 250 500 1k 2k 4k 8k
		76 63 68 69 71 69 64 57
Lwa Extract	dB (A)	82 71 73 76 77 74 70 61
Lwa Breakout	dB (A)	65 62 61 51 50 48 44 38

Description

GBW 560/4

Gigabox with discharge adapter
and flex. sleeve, 1-ph., controllable










Cubical exhaust unit with supply and extract low-loss duct adapters including flexible sleeves to reduce vibration transmission and variable applicable side panels to suit to structural conditions. Simple positioning by standard crane hooks.

Self-supporting case framework from aluminium hollow profiles. Double skinned side panels with 20 cm thick temperature insulating and flame-retardant fibreglass mats. Side panels can be optionally replaced by accessories like external weather louver and condensate collector. Further accessories, like wall bracket and outdoor cover hood for optional installation in- or outdoors.

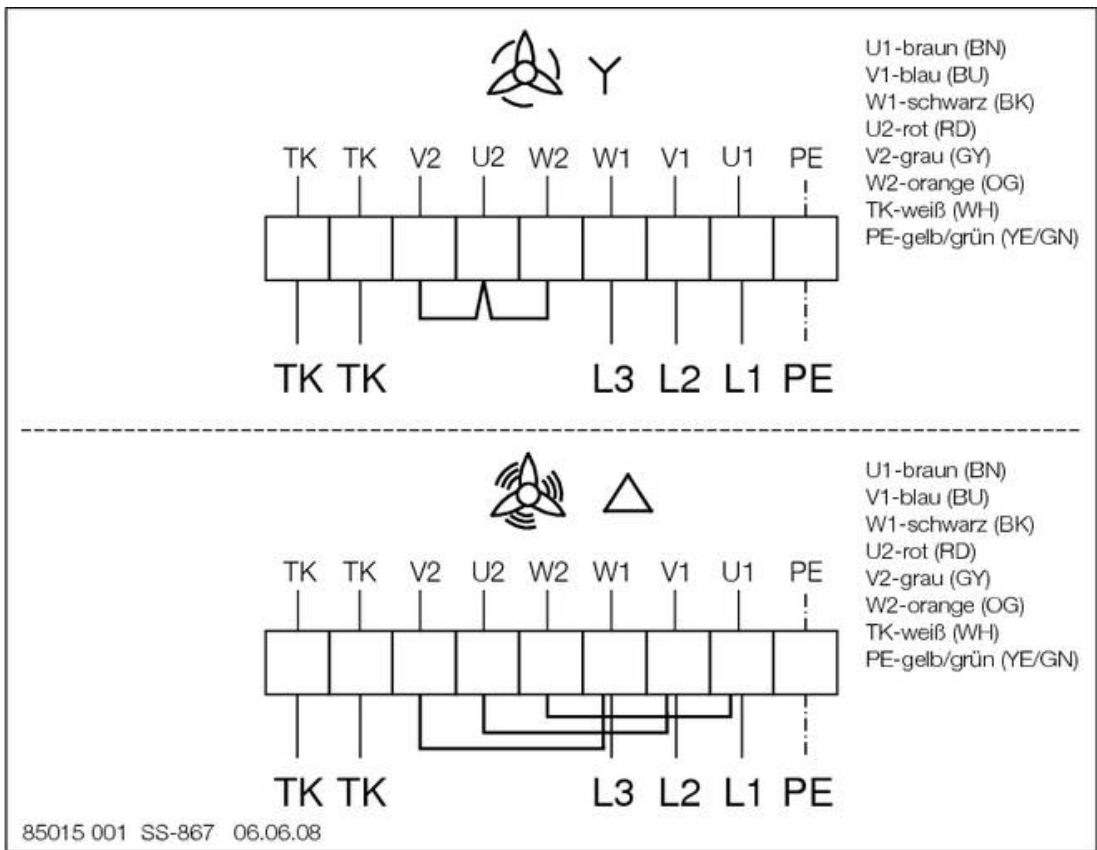
High efficiency backward curved centrifugal impeller, manufactured from aluminium, mounted on galvanised steel support plates, direct driven. The impeller together with the external rotor motor is dynamically balanced to quality standard G 2.5 to DIN ISO 1940 T.1.

Single phase, enclosed, maintenance free external rotor motor with thermal contacts wired to the terminal block, speed controllable by voltage reduction. Low-noise, sealed for life ball bearings. Mains supply via terminal box which is fitted externally on the motor as standard (IP 54).

Accessories

Image	Ref.no.	Model	Description	Group
	5645	GB-KW 560/630/EC500	Condensate collector for Gigabox ND 560, 630	G
	5626	GB-WK 400/450/500/560/630	Wall bracket for Gigabox ND 400, 450, 500, 560, 630	G
	5749	GB-WSD 560/630/EC500	Outdoor cover hood for Gigabox ND 560, 630	G
	5640	GB-WSG 560/630	External weather louver for Gigabox ND 560, 630	G
	1579	MW	FULL MOTOR PROTECTION UNIT FOR 1 PH MOTORS, 0.4 - 10 A	A
	1946	MWS 10	5 STEP TRANSFORMER CONTROLLER 1 PH, 230 V, 10 A 1-PH, 230 V, 10,0 A	R
	1594	RHS 3+1	ISOLATOR SWITCH 3+1 POLE, 400 V, IP 54	A
	5627	SDD-U	Anti vibration pad for installation on flat surface	G
	1498	TSW 10	TRAFO-DREHZAHLSSTELLER 1-PH, 230 V, 10,0 A	R

Wiring diagram



Dimensions

