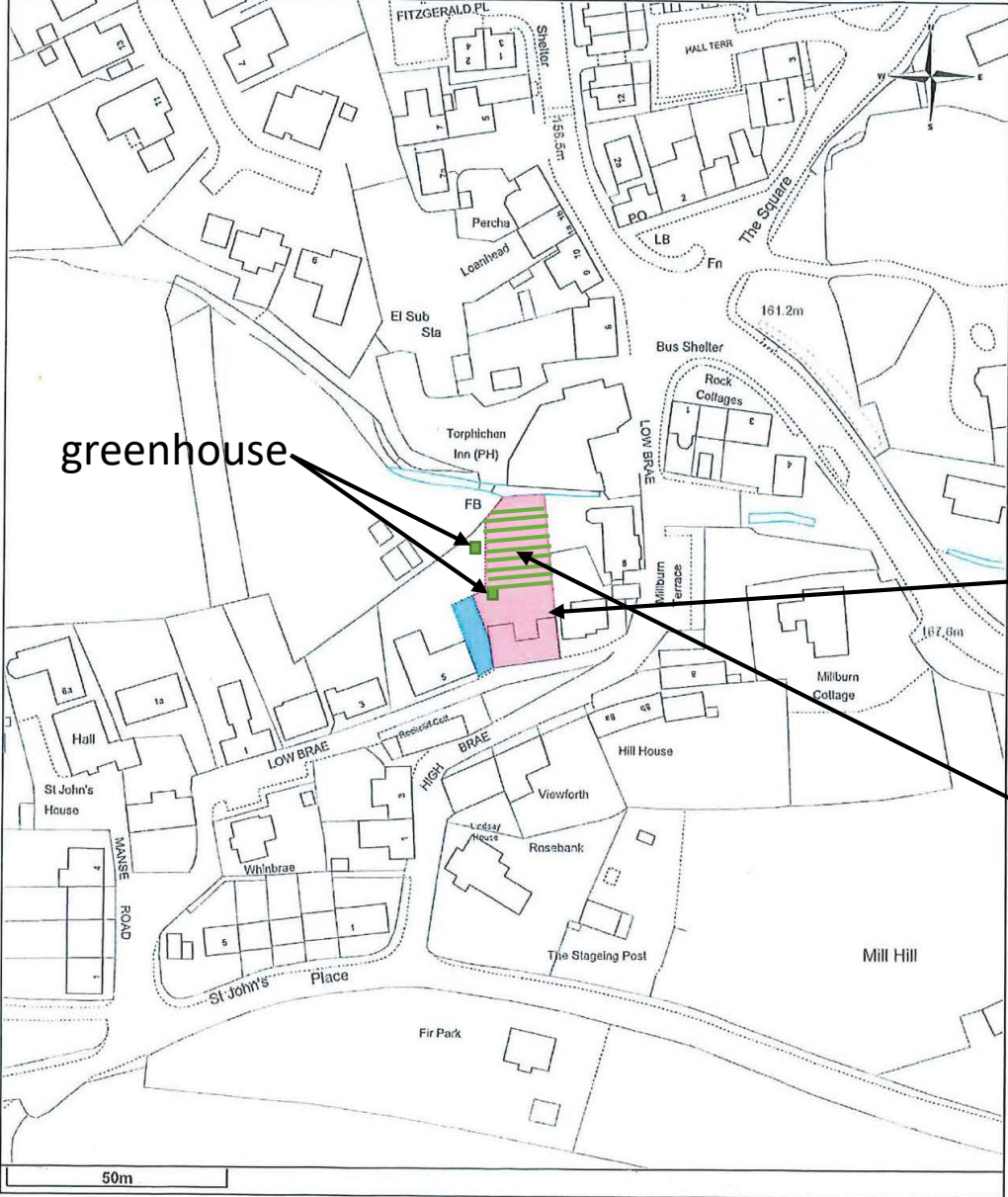


6, LOW BRAE, TORPHICHEN, BATHGATE, EH48 4LU		Survey scale 1:2500 Print scale 1:1250 @ A4
24/11/2022	REQUEST NUMBER 5240731WLN	296600 672197 296829 672460

CROWN COPYRIGHT © This copy has been produced on 24/11/2022 with the authority of Ordnance Survey under Section 47 of the Copyright and Patents Act 1988. Unless there is a relevant exception to copyright, the copy must not be copied without prior permission of the copyright owner. OS Licence no 100041182.
This extract may contain Ordnance Survey features captured at other scales.



6 low brae property and garden in pink
The garden is more formally laid out to lawn near the house (south) and a short picket fence and gate leads through to a overgrown wooded area (striped in green) with a path down to the stream at the boundary with the Torphichan inn's extension and car park.

greenhouse

11 conifer trees are requested for felling to stump

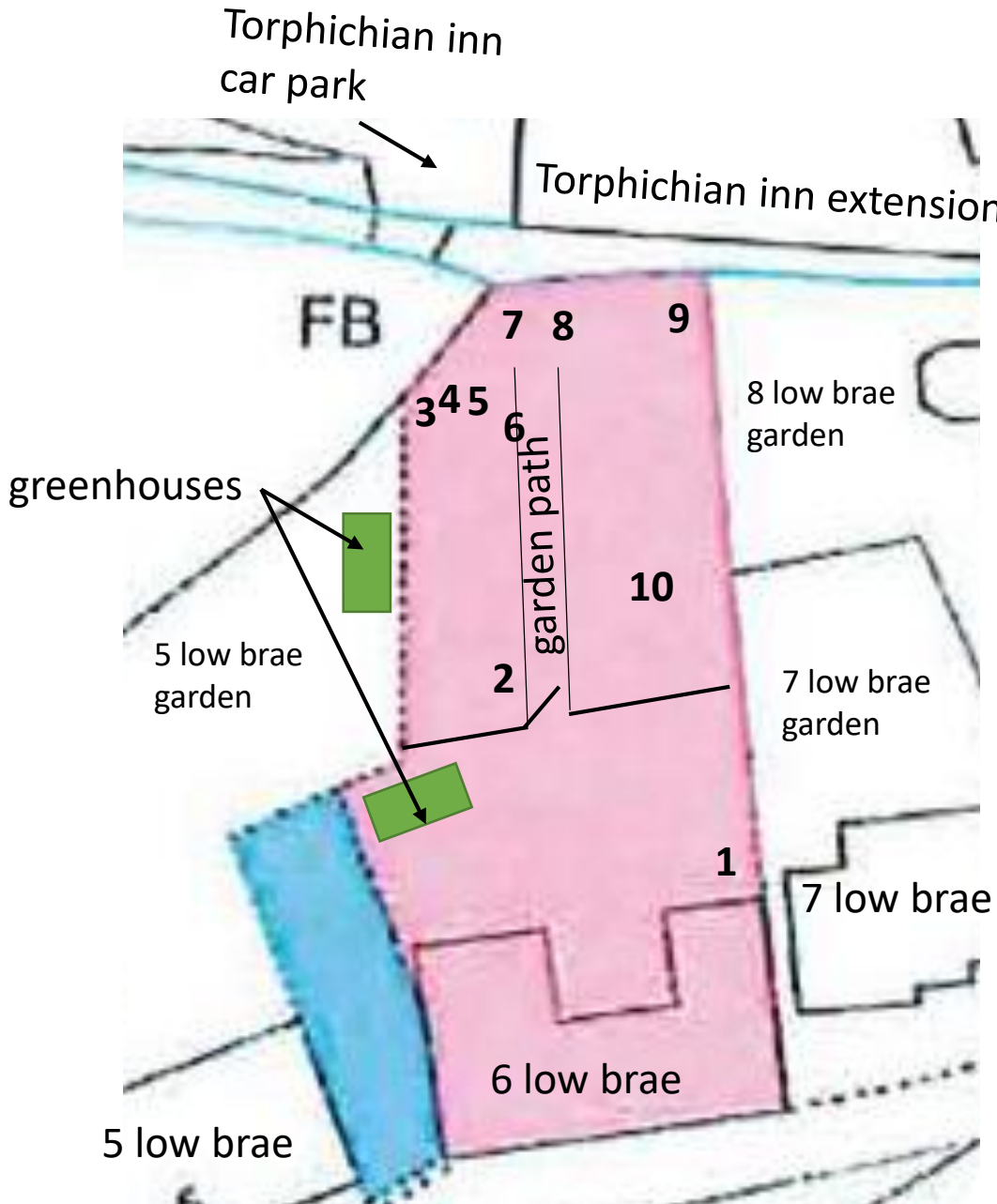
1 dead 55cm diameter conifer that is 106cm from 6 low brae conservatory and 110cm to the east neighbour boundary with 7 Low Brae and 220cm to 7 Low Brae house.
+10 conifers (green shaded area). The conifers are interspersed within a mixed planting of mostly native of trees (holly, birch, elder berry etc.) and some Rhododendrons

Diameter of conifer trunks

1. 55cm (1.1m to the eastern boundary)
2. 23 cm (5m from the western boundary)
3. 25 cm
4. 10 cm
5. 12 cm
6. 9 cm
7. 19 cm
8. 21 cm
9. 22 cm (growing into Inn's extension)
10. 18 cm

Distance of conifer trunks to nearest boundary

1. 1.1m to the eastern boundary
2. 5m from the western boundary
3. 1.1 m to western boundary
4. 1.65 m to western boundary
5. 2.1 m to western boundary
6. 5.9 m to western boundary
7. ~ 3m to boundary stream on northern boundary with Inn
8. ~ 3m to boundary stream on northern boundary with Inn
9. 30 cm to eastern boundary and 2.2m to boundary stream with norther boundary with Inn extension
10. 2.9 m to eastern boundary



1



View towards south east and the
7 low brae boundary

The dead conifer 1 is shown
English ivy is still growing
around the trunk


6 low brae conservatory is
shown in the right foreground
of the image

7 low brae house and
extension can be seen behind
the dead conifer

1



View north from house toward conifers



Visible conifers and labelled

View south toward house





View facing west towards 5 low brae
Stand of conifer trees at north end of garden on the western
boundary with the garden belonging to 5 low brae (fence is
visible bottom left of picture)

View facing south towards the Torphichian inn car park (left half picture) and Inn extension (right half picture)





View facing south towards the Torphichian Inn extension at the south eastern boundary of the property. Conifer 9 is heavily encroaching on the Inns extension and physically touching their roof.

