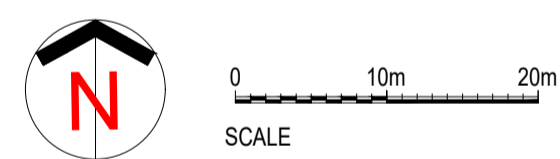
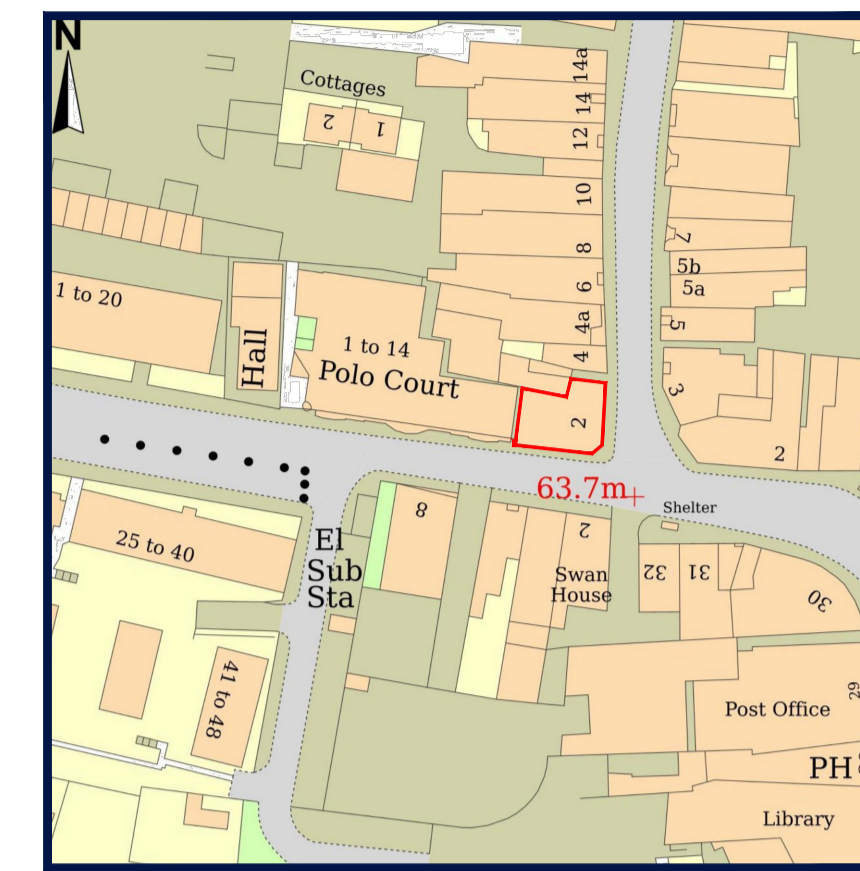


BLOCK PLAN - 1:500 @ A1

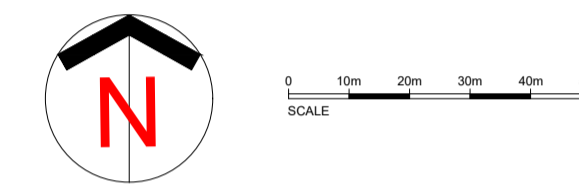


SIGNAGE KEY:

- Fascia Sign
- Projecting Sign
- Statutory Signage
- ATM Surround
- Window Message



LOCATION PLAN - 1:1250 @ A1



Projecting Sign

Fascia Sign

Statutory Signage

Fascia Sign

Projecting Sign

ATM Surround

Window Message

LETTER	DESCRIPTION	DATE
A	Redline updated	08/03/2024

BRANCH NAME & PREFIX: PETERSFIELD 2 Chapel Street, Petersfield, GU32 3JD			DRAWING TYPE: LOCATION AND BLOCK PLAN			
SCALE @ A1:	SCALE @ A3:	DATE DRAWN: 01.03.2024	STATUS:	PROPERTY LOCATION CODE:	DRAWING REF NO:	REV.
DRAWN BY: MK	CHECKED BY & DATE: JNA	JOB REF:	PL	PE10	PL.00.	A

© This drawing remains the Copyright of Four Architecture and Design and may not be reproduced in whole or in any part without prior written permission.

NOTE:
All proprietary goods and materials are to be fitted in accordance with manufacturer's instructions, Codes of Practice and British Standards. All dimensions to be verified by the Contractor on site. Do not scale drawings, work to figured dimensions only.

ALL REFERENCES SHOULD BE READ IN CONJUNCTION WITH THE MOST CURRENT NATIONWIDE DESIGN GUIDES.



PETERSFIELD (0341)
Brand Update

ISG
Boleyn House,
St Augustines
Business Park,
Whitstable
Kent CT5 2QJ