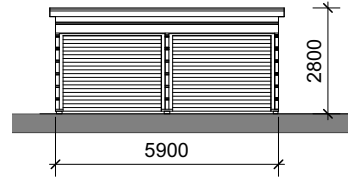
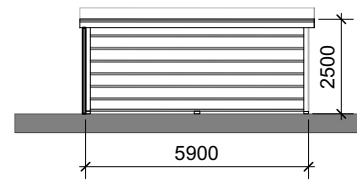


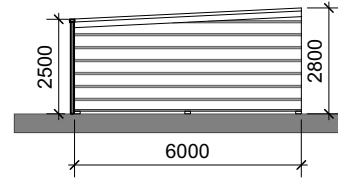
Plan Block 2



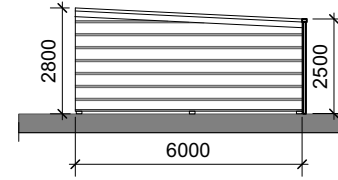
Front Elevation Block 2



Rear Elevation Block 2



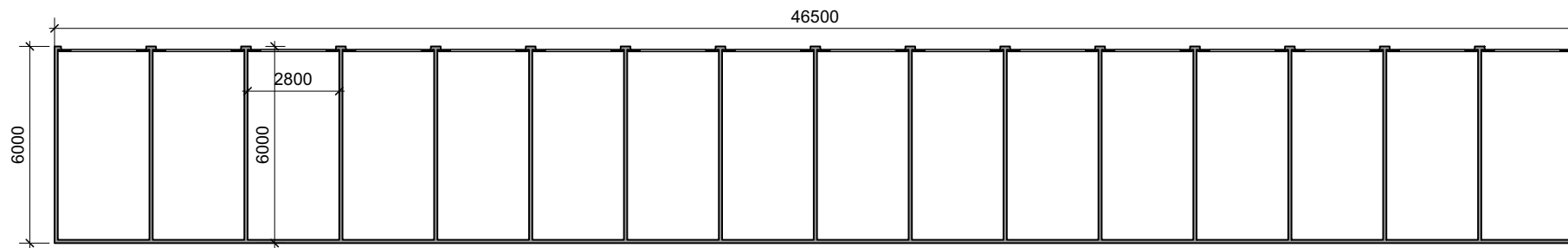
Side Elevation Block 2



Side Elevation Block 2



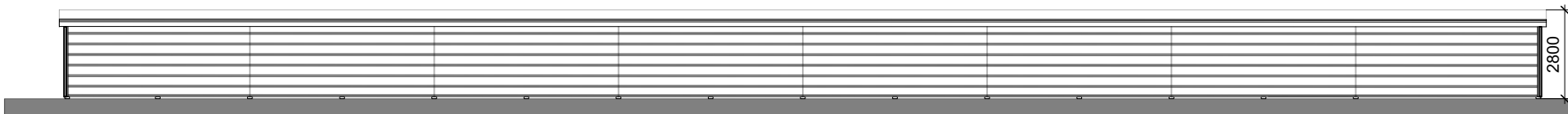
Example of drive-up units from another site.



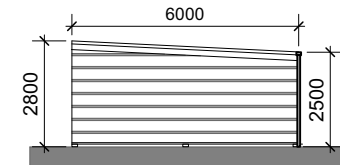
Plan Block 1



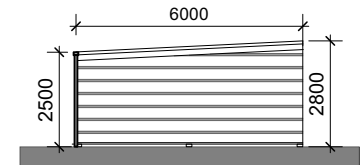
Front Elevation Block 1



Rear Elevation Block 1



Side Elevation Block 1



Side Elevation Block 1

Notes DO NOT SCALE - Use Figure Dimensions Only IF IN DOUBT - ASK

Revisions

Richmond House
Woking

Proposed Storage Units

ROGER MEARS ARCHITECTS LLP
Union Chapel, Compton Avenue London N1 2XD

rma@rmears.co.uk
www.rmears.co.uk

tel 020 7359 8222
© Roger Mears Architects LLP

Date
JAN 2024

Scale
1:200@A3

Job No.
2222.5

Dwg No.

Rev
L(02)07