

Monitoring Details:

Level Monitoring

Provider Name: My Home Needs

Monitoring Interval: Every 8 weeks

Instruction Date: 23/12/2022

Number of Visits: 10

Reading Date:

Visits Completed: 8

Date of Issue: 12/03/2024

Visits Outstanding: 2

Client Details:

Client: Crawfords

Engineer / Handler: -

Job Reference: SU2207230

Monitored Address:

Occupier: Mr & Mrs Douglas

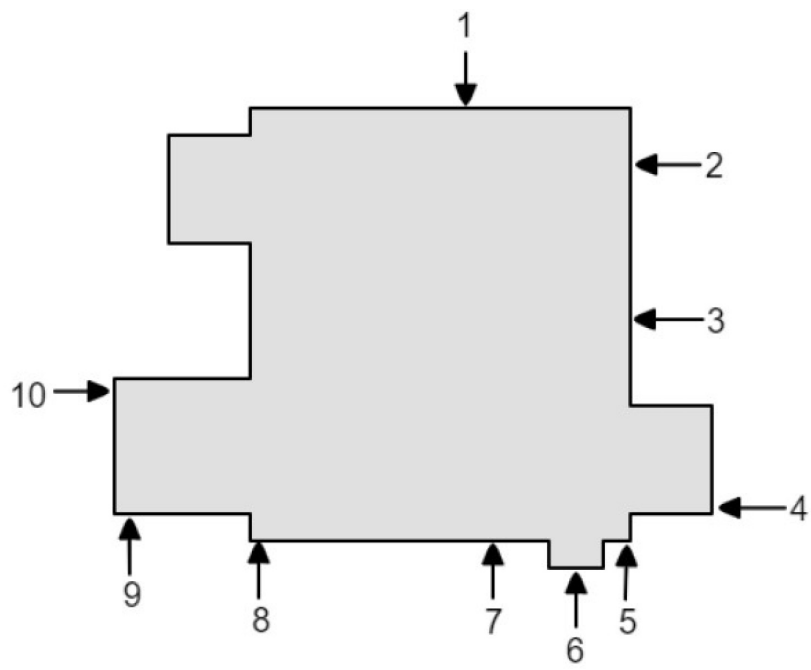
Address: 26 Ashville Avenue, Eaglescliffe, Stockton-on-Tees, TS16 9AX

Telephone: 07796 144 906

Email: gregordouglas@hotmail.com

Front Elevation





Level Readings

	Visit 1	Visit 2	Visit 3	Visit 4	Visit 5	Visit 6	Visit 7	Visit 8
	11/01/23	14/03/23	23/05/23	03/07/23	28/09/23	09/11/23	18/01/24	11/03/24
1	10.0000	10.0000	10.0000	10.0000	10.0000	10.0000	10.0000	
2	9.0333	9.0344		9.0310	9.0317	9.0344		
3	9.9552	9.9555	9.9513	9.9526		9.9567		
4	9.8051	9.8055	9.8020	9.8034	9.8051	9.8057		
5	9.8705	9.8701	9.8667	9.8680	9.8696	9.8717		
6	10.7235							
7	10.0158	10.0169	10.0137	10.0149	10.0160	10.0185		
8	9.9890	9.9889	9.9859	9.9867	9.9887	9.9908		
Taken by	N/A	N/A	N/A	N/A	N/A	N/A	N/A	L.I
Serial number								1212238

Level Movement (Displayed in Millimeters)

	Visit 1	Visit 2	Visit 3	Visit 4	Visit 5	Visit 6	Visit 7	Visit 8
	11/01/23	14/03/23	23/05/23	03/07/23	28/09/23	09/11/23	18/01/24	11/03/24
1	0	0	0	0	0	0	0	
2	0	+1.1		-2.3	-1.6	+1.1		
3	0	+0.3	-3.9	-2.6		+1.5		
4	0	+0.4	-3.1	-1.7	0	+0.6		
5	0	-0.4	-3.8	-2.5	-0.9	+1.2		
6	0							
7	0	+1.1	-2.1	-0.9	+0.2	+2.7		
8	0	-0.1	-3.1	-2.3	-0.3	+1.8		

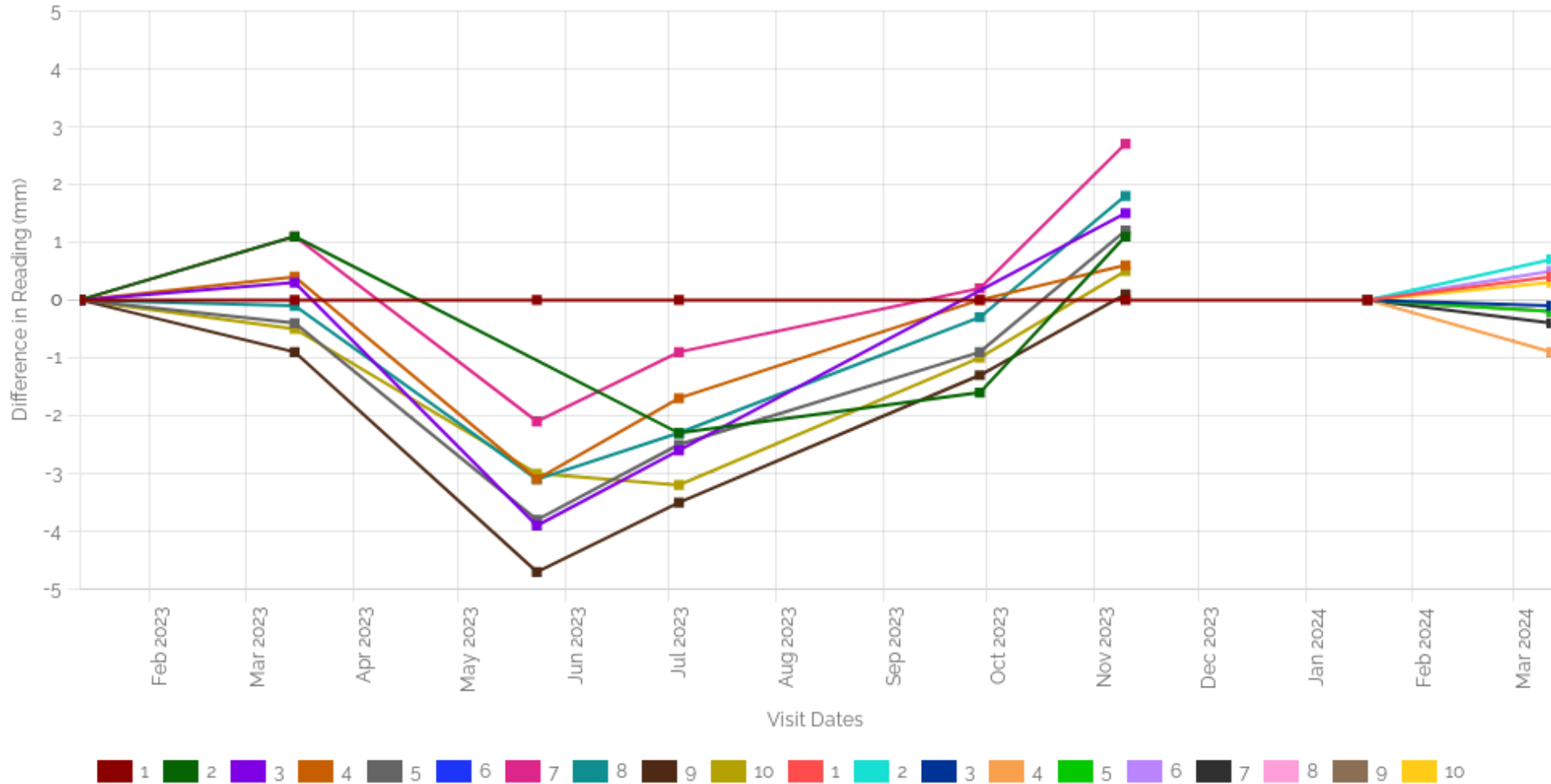
Level Readings - Continuation of levels

	Visit 1	Visit 2	Visit 3	Visit 4	Visit 5	Visit 6	Visit 7	Visit 8
	11/01/23	14/03/23	23/05/23	03/07/23	28/09/23	09/11/23	18/01/24	11/03/24
9	10.0681	10.0672	10.0634	10.0646	10.0668	10.0682		
10	10.1754	10.1749	10.1724	10.1722	10.1744	10.1759		
1							13.2142	13.2146
2							12.5483	12.5490
3							12.4689	12.4688
4							13.3194	13.3185
5							13.3838	13.3836
6							14.2343	14.2348
Taken by	N/A	N/A	N/A	N/A	N/A	N/A	N/A	L.I
Serial number								1212238

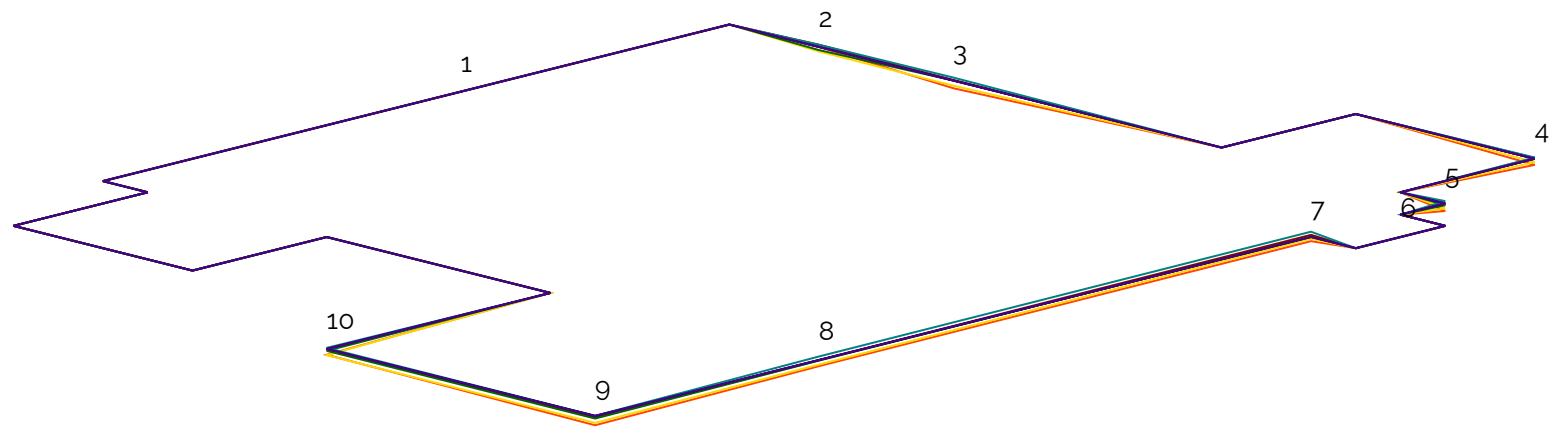
Level Movement (Displayed in Millimeters) - Continuation of readings

	Visit 1	Visit 2	Visit 3	Visit 4	Visit 5	Visit 6	Visit 7	Visit 8
	11/01/23	14/03/23	23/05/23	03/07/23	28/09/23	09/11/23	18/01/24	11/03/24
9	0	-0.9	-4.7	-3.5	-1.3	+0.1		
10	0	-0.5	-3	-3.2	-1	+0.5		
1							0	+0.4
2							0	+0.7
3							0	-0.1
4							0	-0.9
5							0	-0.2
6							0	+0.5

Level Readings Chart (Points 1 - 10)



Relative Movement (Relative Survey, for illustration purposes only)



11/01/2023



14/03/2023



22/05/2023



02/07/2023



27/09/2023



09/11/2023



18/01/2024



11/03/2024