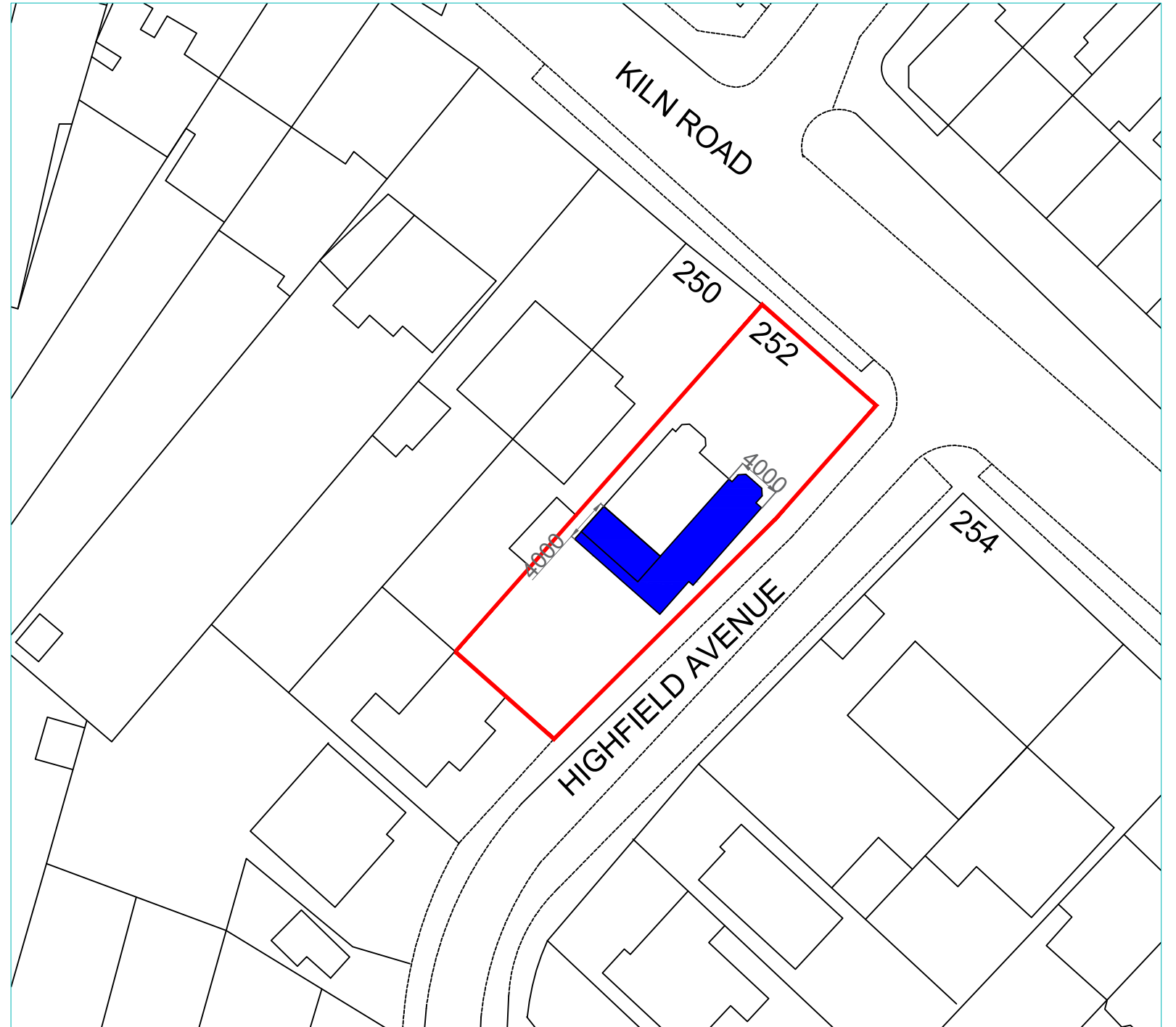
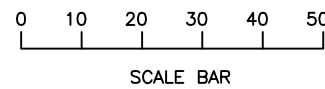



OS MAP
1:1250



SITE PLAN
1:500



SCALE BAR

GENERAL NOTES

1. All dimensions in millimetres (mm).
2. Mains operated smoke alarms in series and battery back up.
3. Dimension are to be obtained on site and not scaled off this plan applied for contractor only.
4. Finished room dimensions may vary to those stated on this plan.
5. Work although specified may not be part of the agreed schedule of works/contract.
6. Any changes to this drawing must be advised/consulted by the Architect or Building Control Officer/Planning as applicable.
7. Party Wall Agreements are deemed to be the responsibility of the client unless the Architect is specifically appointed under a separate agreement to undertake such matters.
8. It is the responsibility of the client to wait for full planning permission and full building regulations to be granted before any work start.
9. All structural members are calculated without the length of the bearing. It is the responsibility of the contractor to measure the required length of any structural member on site.



PROPOSAL:
DOUBLE SIDE AND REAR EXTENSION
WITH LOFT CONVERSION AND
CONVERSION INTO 4 SC FLATS

SITE ADDRESS:
252 KILN ROAD,
BENFLEET,
SS7 1RR

DATE: 13.11.2023

SCALE: 1:1250, 1:500

DRAWING NUMBER: GLA-01 L

DRAWN: **J.V**

CHECK: **R.K**

REV: