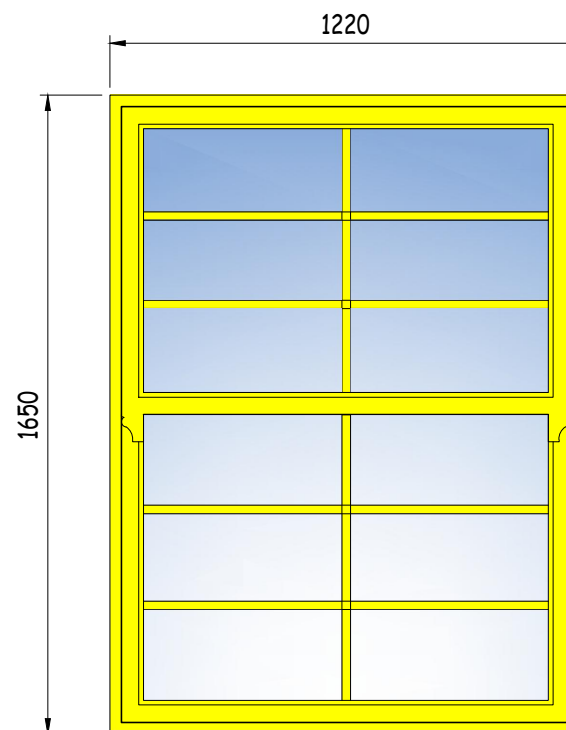




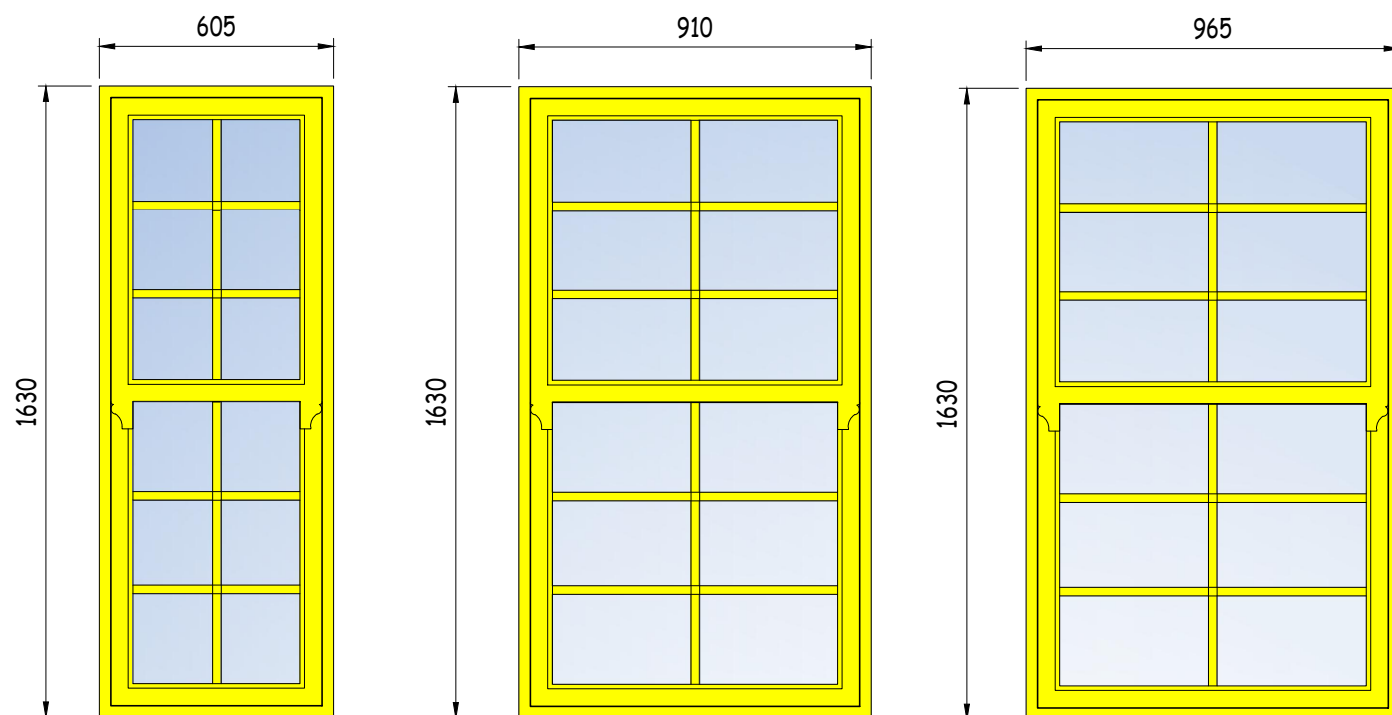
photo of (south east) elevation as existing viewed from courtyard.
nts.



photo of (south west) elevation
as existing
nts.



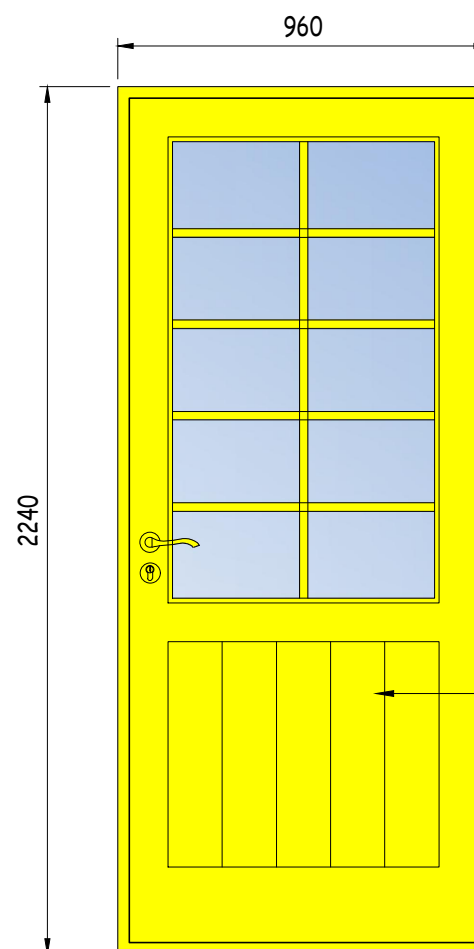
3



49

47 48

46



54

'v groove' finish to lower
door section



1:20



Replace existing single glazed sash and case windows and single door as indicated, with proposed engineered hardwood double glazed sash and case windows and door.

Windows/Door to be paint finished WHITE inside and WHITE outside

Black spacer bar 16mm wide
double glazed with toughened 'low E' argon filled glass.

sash proportions to match existing with 22mm astragal detail as shown.

Proposed Windows and Door
scale : 1.20

GROUND and FIRST FLOOR

Mozolowski & Murray
Conservatories | Orangeries | Sun Lounges | Garden Rooms
 2-8 Clashburn Way
 Bridgend Industrial Estate
 Kinross
 KY13 8GA
 Telephone (01577) 864706
 www.mozmurray.co.uk

Proposed Replacement Windows and Doors
 at
Woodside Farmhouse,
BEITH,
KA15 2JF
 for
Ms C Tulloch

| | | | | |
|----------------------|-------------------|----------------------------|--------------------|----------|
| Drawn: s. batrick | Date: 27/02/24 | Drawing No.: 12042 - 08 | Scale: as noted | Revision |
|----------------------|-------------------|----------------------------|--------------------|----------|