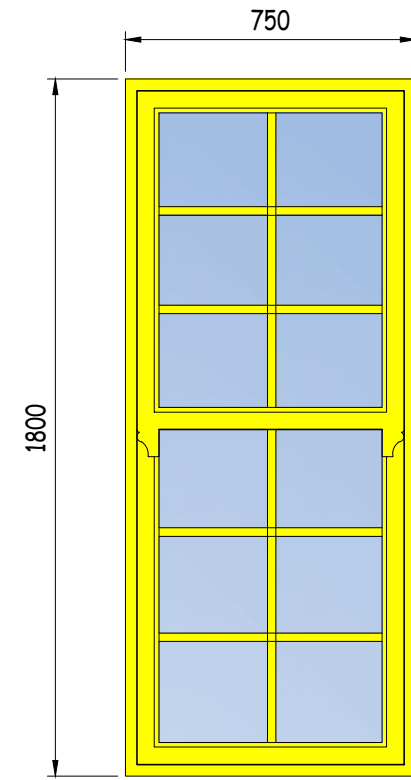
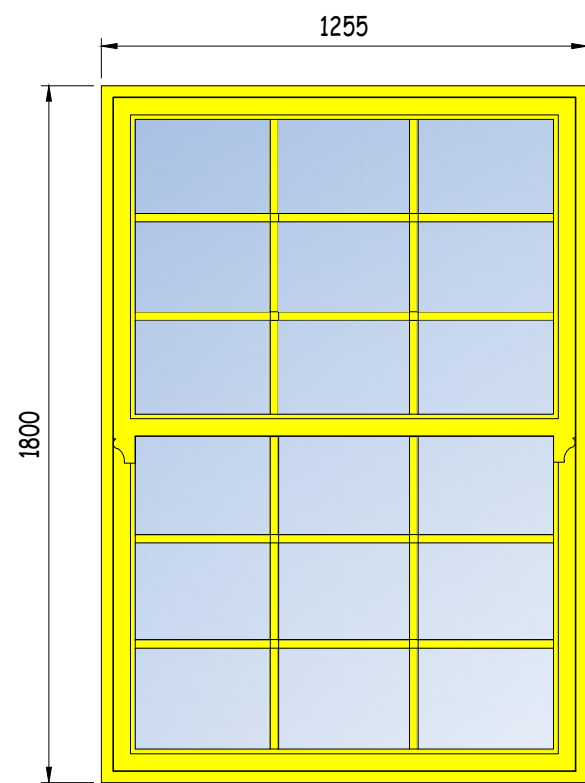


22 23
(fixed casement window)



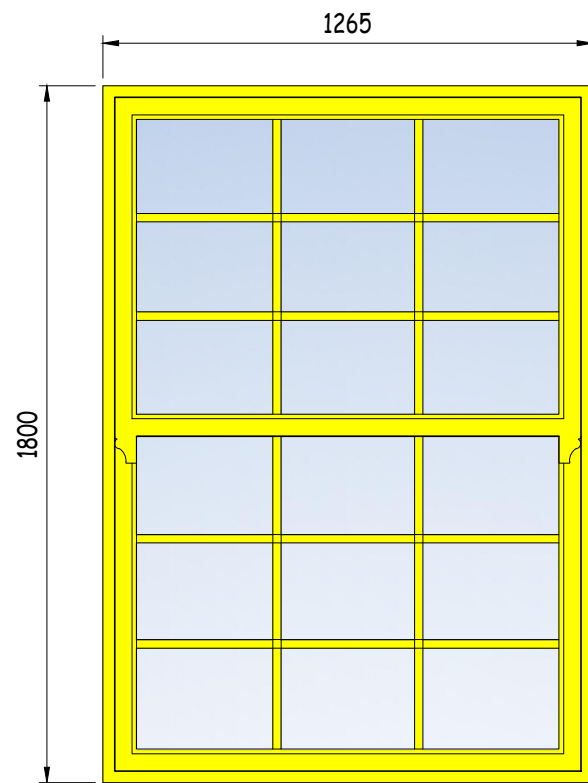
24 25
40 42

photo of (north east) elevation as existing.
nts.



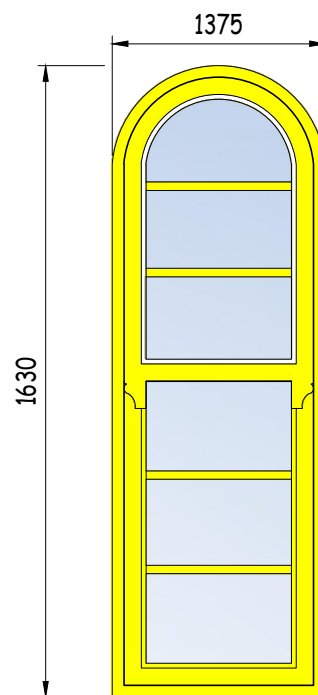
28

Proposed Windows
scale : 1.20

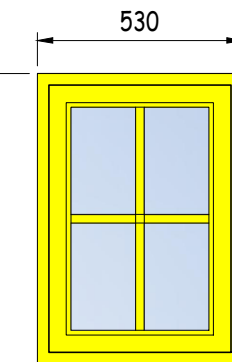


44

GROUND and FIRST FLOOR



10 11
19 20

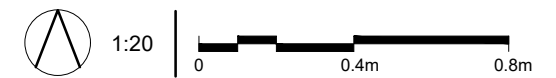


12 13
14 15

(side hung casement window)

Replace existing single glazed sash and case windows as indicated, with proposed engineered hardwood double glazed sash and case windows. Windows to be paint finished WHITE inside and WHITE outside Black spacer bar 16mm wide double glazed with toughened 'low E' argon filled glass.

sash proportions to match existing with 22mm astragal detail as shown.



Mozolowski & Murray <small>Conservatories Orangeries Sun Lounges Garden Rooms</small> 2-8 Clashburn Way Bridgend Industrial Estate Kinross KY13 8GA Telephone (01577) 864706 www.mozmurray.co.uk		Proposed Replacement Windows and Doors at Woodside Farmhouse, BEITH, KA15 2JF for Ms C Tulloch	
Drawn: s. batrick	Date: 27/02/24	Drawing No.: 12042 - 03	Scale: as noted
Revision			