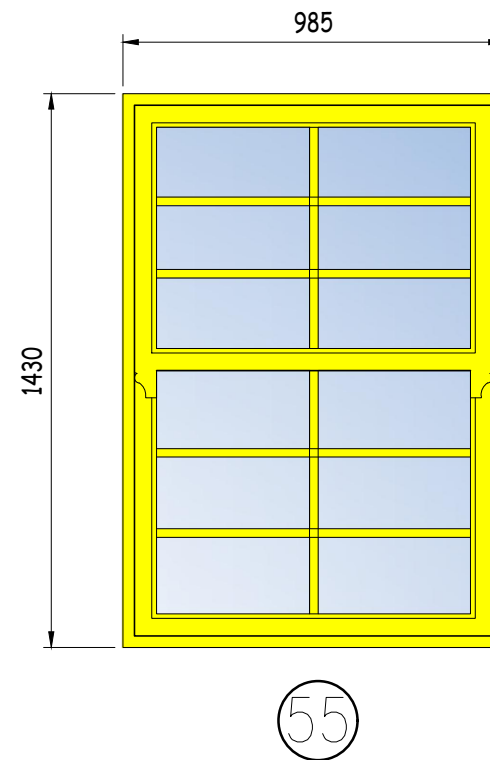
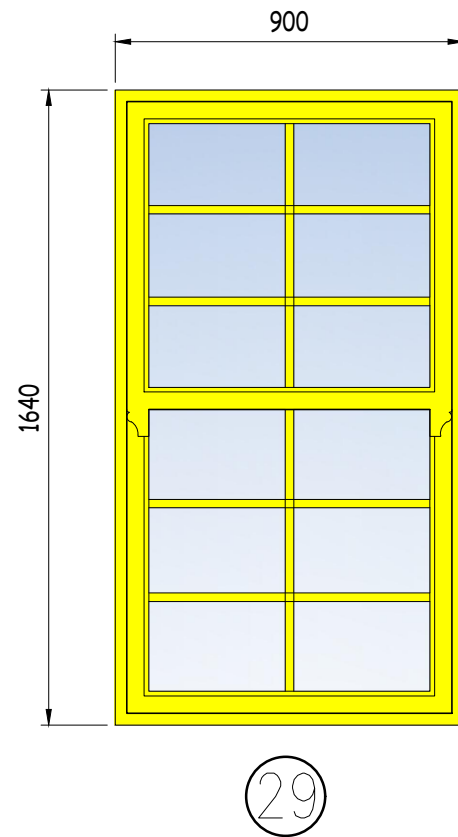
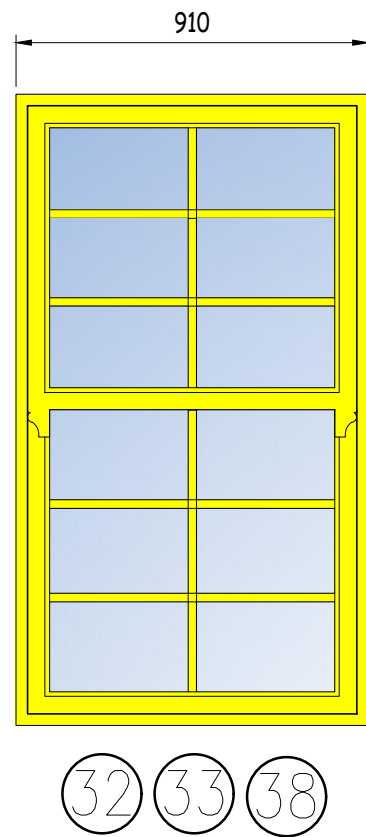


photo of (south east) elevation as existing.  
nts.

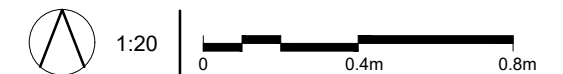


Replace existing single glazed sash and case windows as indicated, with proposed engineered hardwood double glazed sash and case windows. Windows to be paint finished WHITE inside and WHITE outside Black spacer bar 16mm wide double glazed with toughened 'low E' argon filled glass.

sash proportions to match existing with 22mm astragal detail as shown.

Proposed Windows  
scale : 1:20

GROUND and FIRST FLOOR



**Mozolowski & Murray**  
Conservatories | Orangeries | Sun Lounges | Garden Rooms  
2-8 Clashburn Way  
Bridgend Industrial Estate  
Kinross  
KY13 8GA  
Telephone (01577) 864706  
www.mozmurray.co.uk

**Proposed Replacement Windows and Doors at Woodside Farmhouse, BEITH, KA15 2JF for Ms C Tulloch**

Drawn: s. battrick	Date: 27/02/24	Drawing No.: 12042 - 04	Scale: as noted	Revision
-----------------------	-------------------	----------------------------	--------------------	----------