

PARK LANE

MAIN ENTRANCE TO STORE

STAFF PARKING DELIVERIES & COACH ACCESS

Notes

All work to be carried out in accordance with the requirements of the current Building Regulations, all relevant BS Specifications, Codes of Practice, Local and Service Authority Byelaws, and in compliance with the Local Authority Approvals.

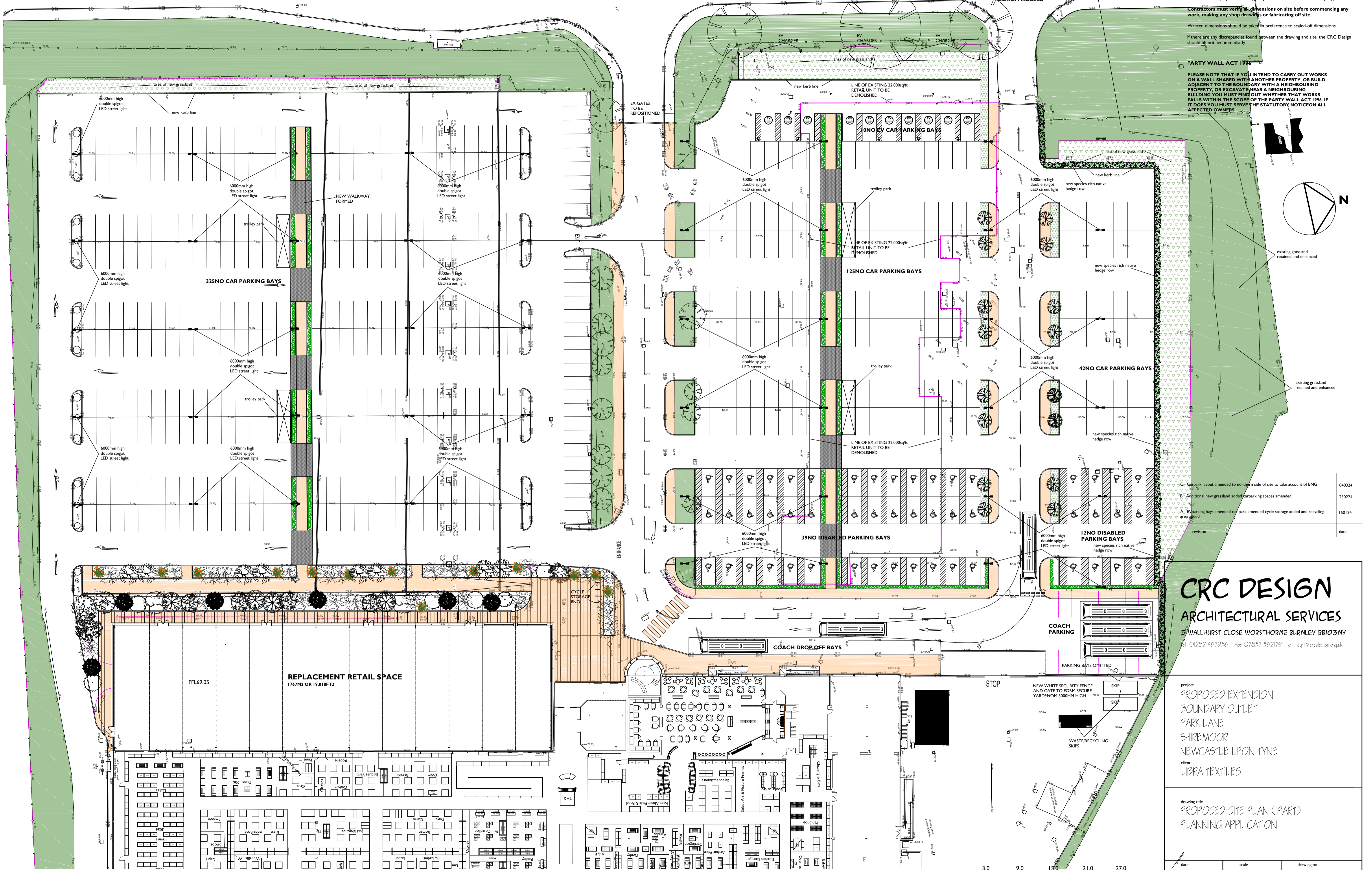
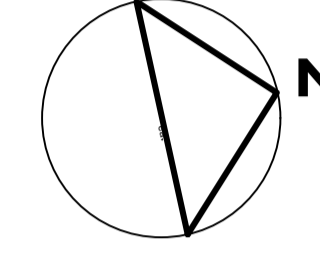
Contractors must verify all dimensions on site before commencing any work, making any shop drawings or fabricating off site.

Written dimensions should be taken in preference to scaled-off dimensions.

If there are any discrepancies found between the drawing and site, the CRC Design should be notified immediately.

PARTY WALL ACT 1996

PLEASE NOTE THAT IF YOU INTEND TO CARRY OUT WORKS ON A WALL SHARED WITH ANOTHER PROPERTY, OR BUILD ADJACENT TO THE BOUNDARY WITH A NEIGHBOURING PROPERTY, OR EXCAVATE NEAR A NEIGHBOURING BUILDING YOU MUST FIND OUT WHETHER THAT WORKS FALLS WITHIN THE SCOPE OF THE PARTY WALL ACT 1996. IF IT DOES YOU MUST SERVE THE STATUTORY NOTICE ON ALL AFFECTED OWNERS.



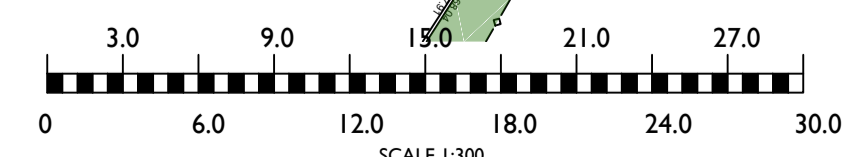
040324
230224
150124
date

CRC DESIGN
ARCHITECTURAL SERVICES
 5 WALLHURST CLOSE WORSTHORNE BURNLEY BB103NV
 tel 01282 457936 mob 07857 552199 e cllr@crcdesign.co.uk

Project
PROPOSED EXTENSION
BOUNDARY OUTLET
PARK LANE
SHIREMOOR
NEWCASTLE UPON TYNE
 client
LIBRA TEXTILES

drawing title
PROPOSED SITE PLAN (PART)
PLANNING APPLICATION

date JAN 2024	scale 1: 300 @ A1	drawing no. 1514-13C
-------------------------	-----------------------------	--------------------------------



This drawing is copyright of CRC DESIGN Architectural Services. It shall not be used without permission for any purpose. Reproduction is only permitted by prior arrangement.