
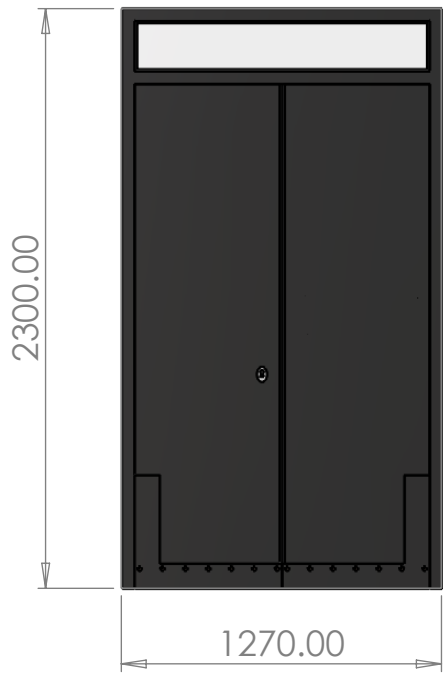
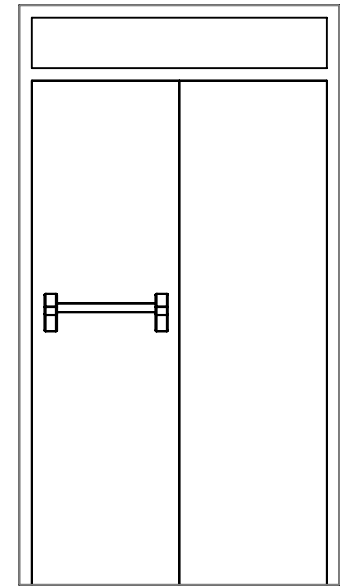
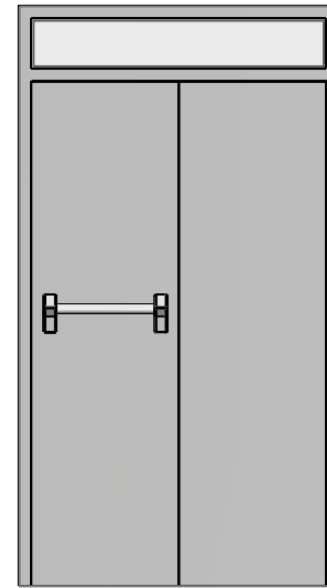


6 5 4 3 2 1

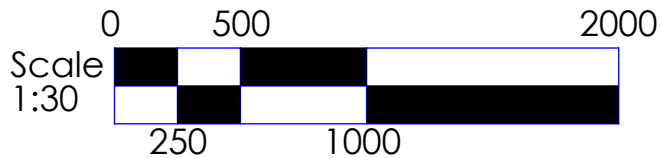
Current Outside View



Current Inside View



The current door is a timber double door. It has a low threshold and is outward opening. The main leaf is on the right when viewed from the outside. It is finished in RAL 9005 Black externally and RAL 9016 White internally. There is a 300 mm clear glass top light and crash bars internally with no external access.



SURFACE FINISH: TOLERANCES: LINEAR: ANGULAR:		FINISH:		DEBURR AND BREAK SHARP EDGES		UNLESS OTHERWISE SPECIFIED: DIMENSIONS ARE IN MILLIMETERS	
						TITLE: <b>Marischal Street</b> Current 46A Door	
DRAWN	S.O'NEILL	SIGNATURE	DATE	DWG NO. 1	SCALE 1:30		
CHK'D				MATERIAL:			
APPV'D							
MFG							
Q.A				WEIGHT:			

A4  
SHEET 1 OF 6

6 5 4 3 2 1

D  
C  
B  
A

D  
C  
B  
A