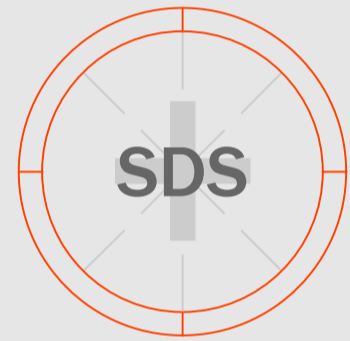


Project No. 210406.A1
JK
Drawn By: JK
Scale: As Shown



Revisions



NOT FOR CONSTRUCTION

Notes:

- 1. Prior to the commencement of work, the contractor and client are to check on-site all exterior dimensions, boundary positions and details to verify and agree upon. Any errors, omissions or design changes should be reported immediately to enable amended plans to be prepared and submitted for approval.
- 2. The contractor will be responsible for locating all hidden services that may be affected by the proposal and stopping off or diverting as necessary. Drainage runs shown are assumed and must be checked on site before work commences.
- 3. The requirements of the "Party Wall Act 1996" will apply to certain schemes. The "Building Owner" will in writing inform and agree with the "Adjoining owner(s)" if the proposed work affects the Party Wall or is within 3 meters of the foundations of the nearby building. If an agreement cannot be made then professional advice should be sought prior to commencement of work on site, by a Party Wall Surveyor. Shure Design LTD take no responsibility for this.

Project North

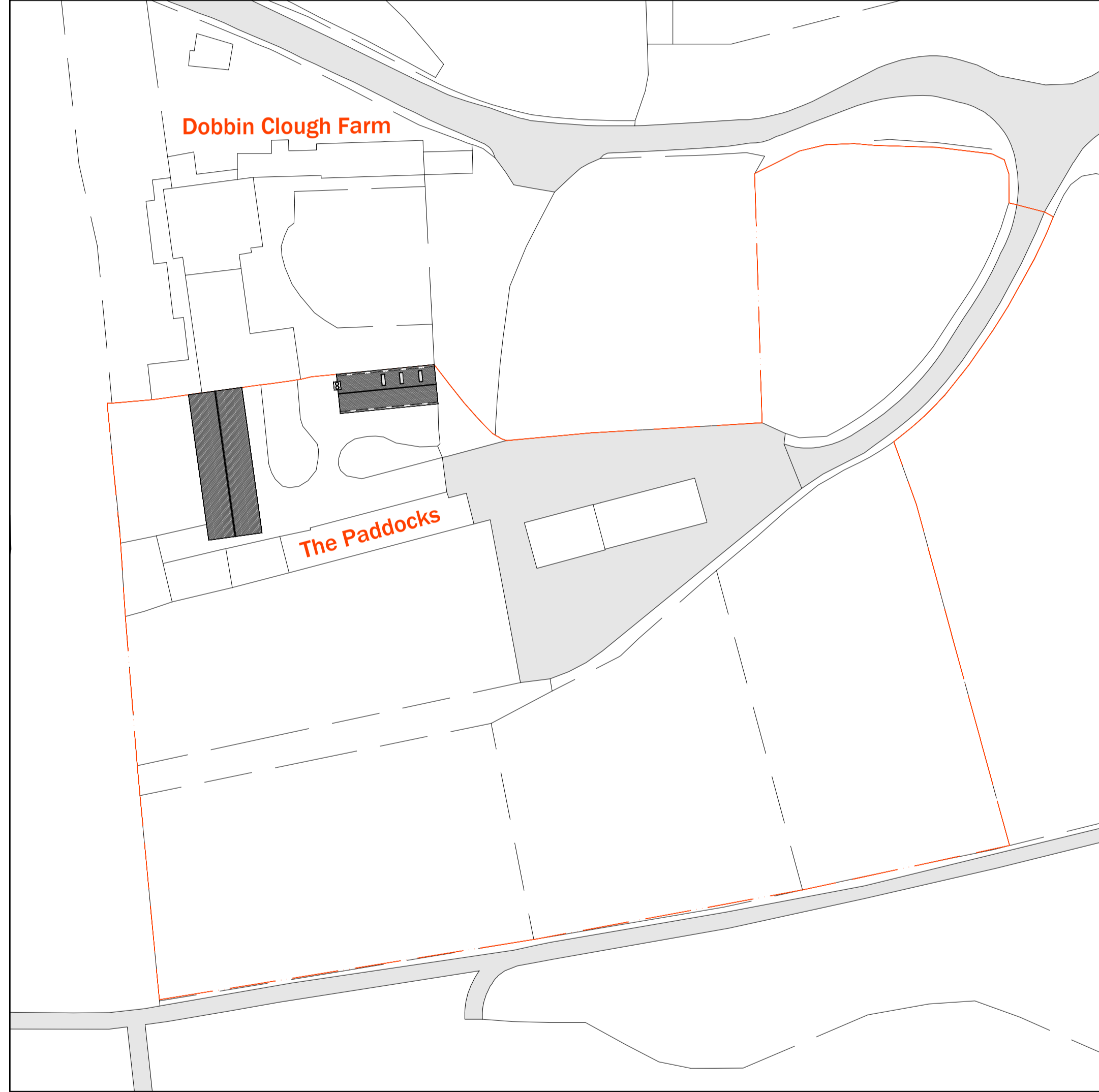


Scale 1:500
1:1250

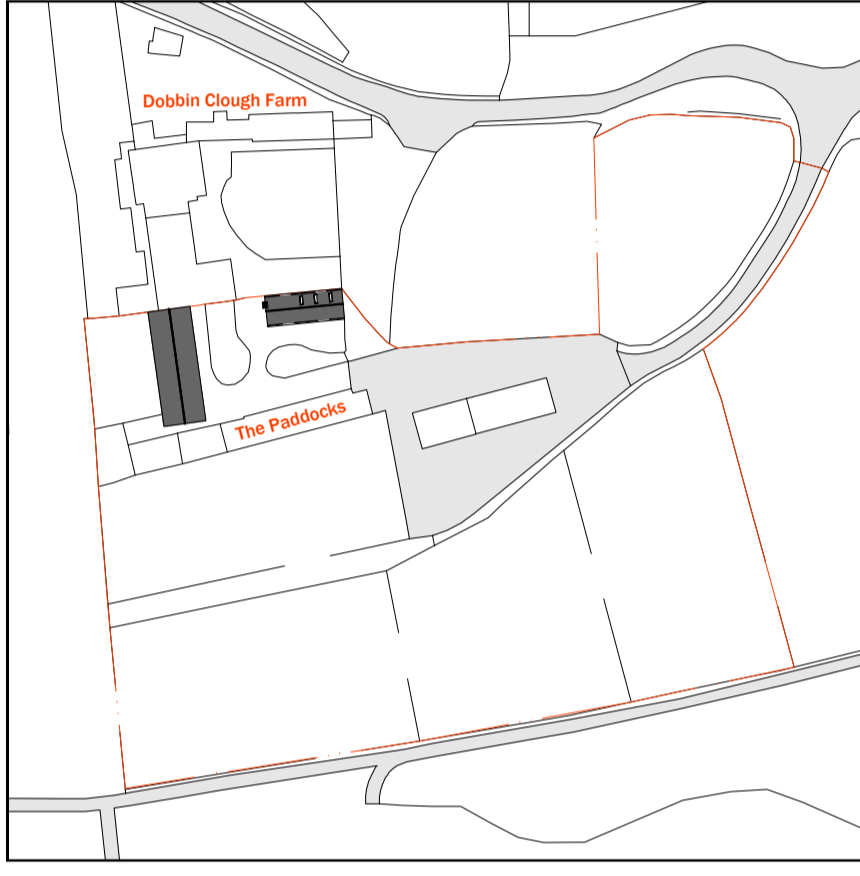
Site & Location Plans

A1.1

Sheet No.1 Shure Design©2023



1 SITE LOCATION PLAN
SCALE: 1:500



2 SITE LOCATION PLAN
SCALE: 1:1250

