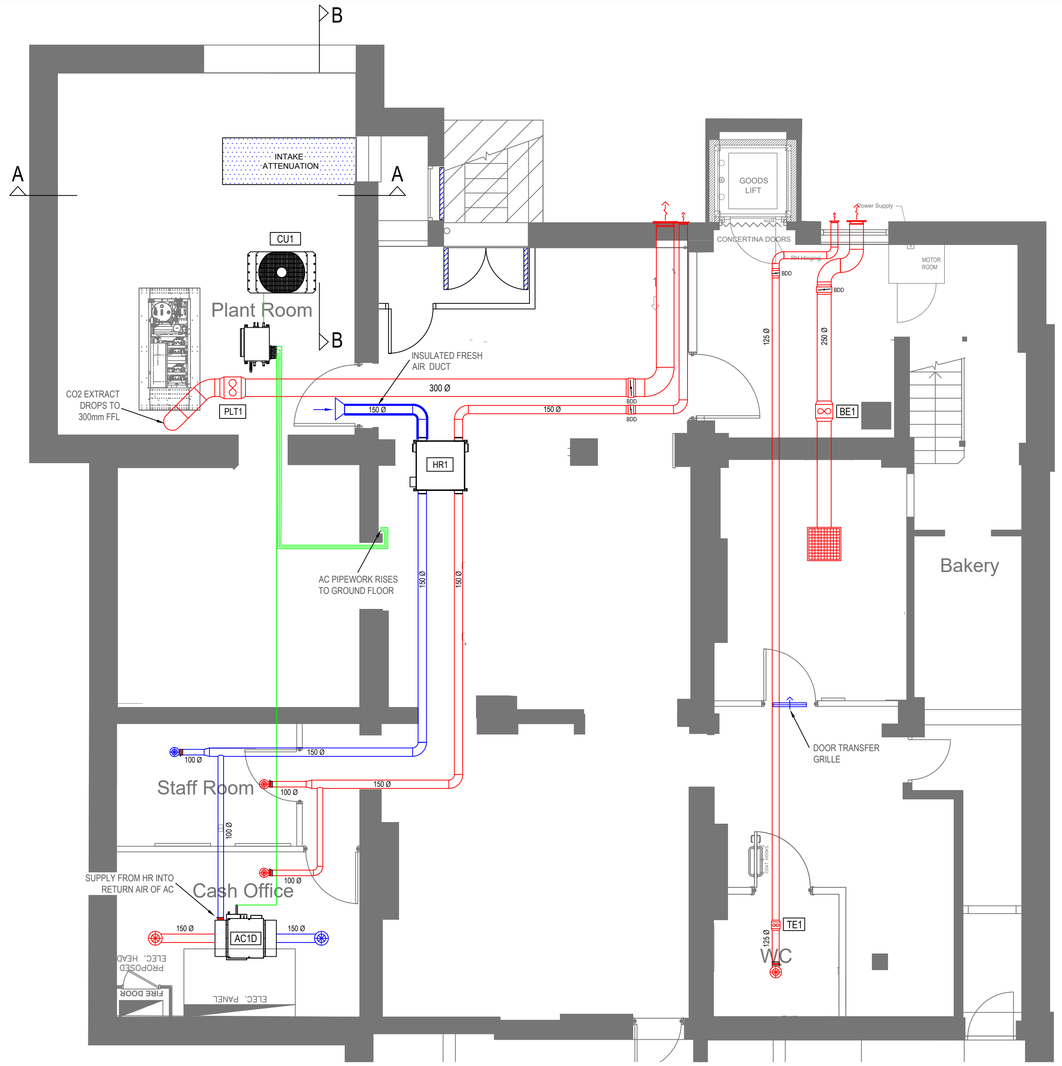

BASEMENT

Sainsbury's heat loss calculations

Reference	Cabinet (Bays)	Product	Gain	Loss	Cooling Effect (kw)	Area
Epta Lioness	24	Chilled		0.94	22.56	Retail area
	2	Freezer	1.4			Retail area
Fabric	191			0.065	12.42	Retail area

Negative	34.98	KW
Gain	2.80	KW
Total	32.18	KW

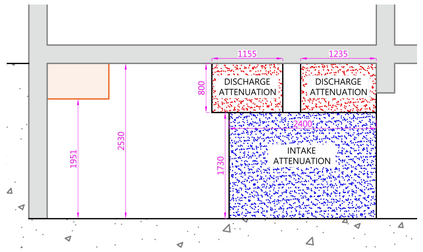

PLANT ROOM ELEVATION A-A

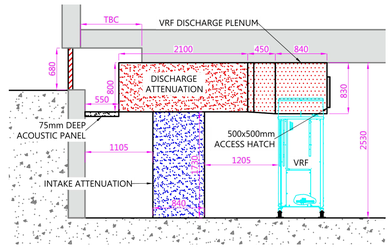

PLANT ROOM ELEVATION B-B

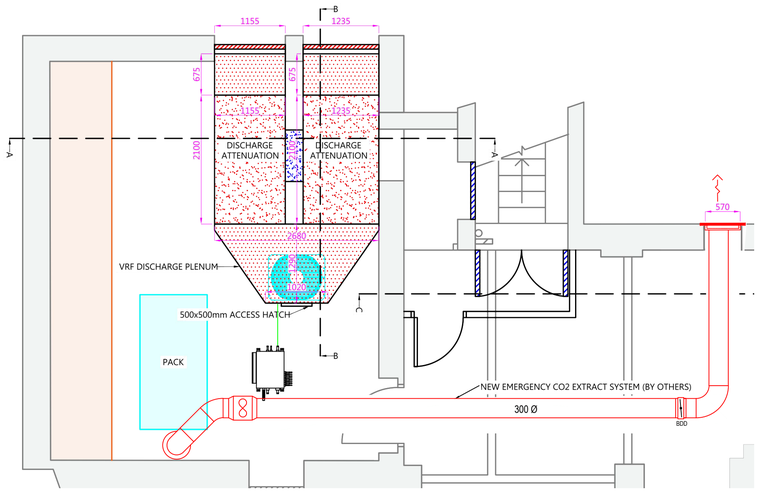

PLANT HIGH LEVEL PLAN

Sainsbury's Equipment Legend — Site: Hove — Rev: — Date: 14.8.23

Reference	Quantity	Product	Manufacturer	Model number	Controls	Duty (kw)	Electrical Run amps (amp)	Electrical Fuse rating (amps)	Electrical Supply	Refrigerant	Noise (dba)	Suction	Liquid	Dimensions (L x W x H) mm	Weight KG
AC1A	1	Retail Cassette No 1A	Mitsubishi	PLFY-M100VEM	Wired control	12.5			from outdoor	R32	34dba	5/8	3/8	840x840x298	31
AC1B	1	Retail Cassette No 1B	Mitsubishi	PLFY-M100VEM	Wired control	12.5			from outdoor	R32	34dba	5/8	3/8	840x840x298	31
AC1C	1	Retail Cassette No 1C	Mitsubishi	PLFY-M100VEM	Wired control	12.5			from outdoor	R32	34dba	5/8	3/8	840x840x298	31
AC1D	1	Cash office ducted 1D	Mitsubishi	PEFY-M20VL	Infa-red	2.5			from outdoor	R32	36dba	3/8	1/4	720x700x250	21
CU1	1	Retail condensing unit No 1	Mitsubishi	PURY-M300YNW		37.5	18.4amps	32amps	415	R32	52dba@1m				
HR1	1	Cash & Colleague ventilation	Mitsubishi	LGH-35RVX	Controller		1.1amps	6amp	240v		38dba			874x888x331	30
TE1	1	Toilet extract	S&P	TD 150mm dia	PIR sensor		0.06amps	6amp	240v		30dba@3m				
BE1	1	Bakery extract	S&P	TD 250mm dia	Controller		2.33amps	6amp	240v		39dba@3m				
PLT1	1	C02 extract	S&P	TD 315mm dia	Leak detection		2.33amps	6amp	240v		39dba@3m				
OD1	1	Over door heater	Dimplex	CAB15E	Controller	12.5	10.2	20amp	415v					321x1569x262	29

NOTES

DO NOT SCALE CELL SIZES ON THIS DRAWING ARE GENERIC. FOR ACTUAL SIZE - REFER TO SUPPLIER OR CONSULTANT INSTALLATION DRAWING. THE REFRIGERATED EQUIPMENT ON THIS DRAWING IS BASED ON NEW EQUIPMENT, AND GENERIC EQUIPMENT SIZES (UNLESS STATED OTHERWISE).

DRAWING BASED ON STORE PLAN

CDG4 APP REV B

REVISIONS

A	UPDATED STORE PLAN 30.08.23
B	UPDATED NSL LAYOUT 12.09.23
C	UPDATED NSL LAYOUT 21.11.23
D	UPDATED NSL LAYOUT 29.11.23

LEGEND

- Overdoor Heater
- Air conditioning cassette
- Air conditioning ducted unit
- Air conditioning VRF condensing unit
- Air conditioning BC box
- Air conditioning pipework
- Heat recovery lossnay unit
- Inline extract fan
- 600 x 600 Egg crate grille
- Supply air valve
- Return air valve
- Supply duct
- Extract duct
- Volume control damper
- FD Fire damper
- BDD Back draft damper

AIRKOOL
AIR CONDITIONING • REFRIGERATION • ELECTRICAL • PLUMBING • HEATING • VENTILATION
Brickland Street
Hove
BN3 4AD
Tel: (01482) 371888
Email: info@airkool.com
Website: www.airkool.com

Drawing number: XA-0307-1841-AIR-ZZZ-00-DR-M-0572

Project: SAINSBURY'S LOCAL CHURCH ROAD BRIGHTON

Drawing Title: PROPOSED BASEMENT VENTILATION LAYOUT

Originator	Authorised
J.A	R.D
Date: 16.08.23	Scale at A1: 1:55

Sainsbury's Local

SAINSBURY'S SUPERMARKET LIMITED

DB A1 Vertical