



Clay Roof Tile - Edilian
Phalempin Plain Tile, Weathered



Clay Hanging Tile - Edilian
Phalempin Plain Tile, Rustic Red




Red Facing Brick -
Imperial Bricks, Country Blend



Timber casement windows and
doors in French Grey



Black UPVC gutters and
downpipes with ogee profile



Oak posts

Artist's Impression & Materials - East Elevation



C7 Architects LTD

PM House,
Riverway Industrial Estate
Peasmarsh
Surrey
GU3 1LZ

E: info@c7architects.com
T: 01483 422 220
c7architects.com

This drawing is copyright. All dimensions shown are indicative. These drawings are for planning purposes only and are not to be used for construction purposes

Community Infrastructure Levy (CIL)
Projects in excess of 100m² of new construction may be deemed liable to a CIL levy payable to the Local Authority as noted on the relevant Planning Permission Decision Notice. If CIL is applicable the applicant can apply for an exemption on the basis of self-build (form 7 part 1 & 2, or an annexe (form 8), or extension (form 9) to your primary residence but this must be done before commencement of construction otherwise the levy will become payable. The applicant must also submit a CIL Commencement Notice (form 6) before commencement of construction otherwise the levy will become payable without right of appeal.

Site Address: Maple Tree, Woodlands Drive, East Horsley, KT24 5AN
Drawing Name: Artists Impression & Materials - East Elevation
Drawing No: P22-027-P-901
Revision: B

Date: 15/02/23
Scale: 1 : 100 @ A3
Drawn/ Checked: OMT / AM

Maple Tree

P22-027

20

15

10

05