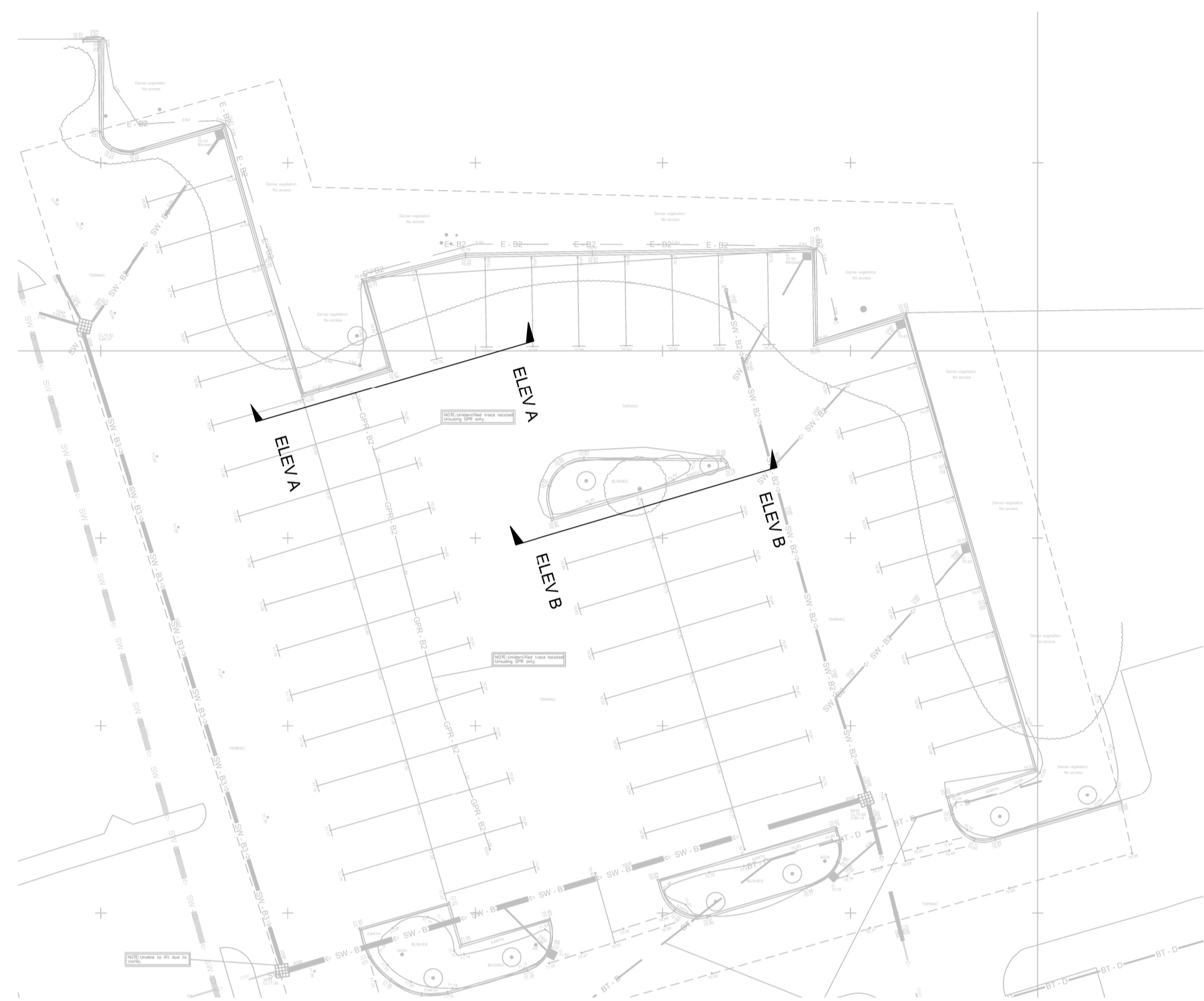
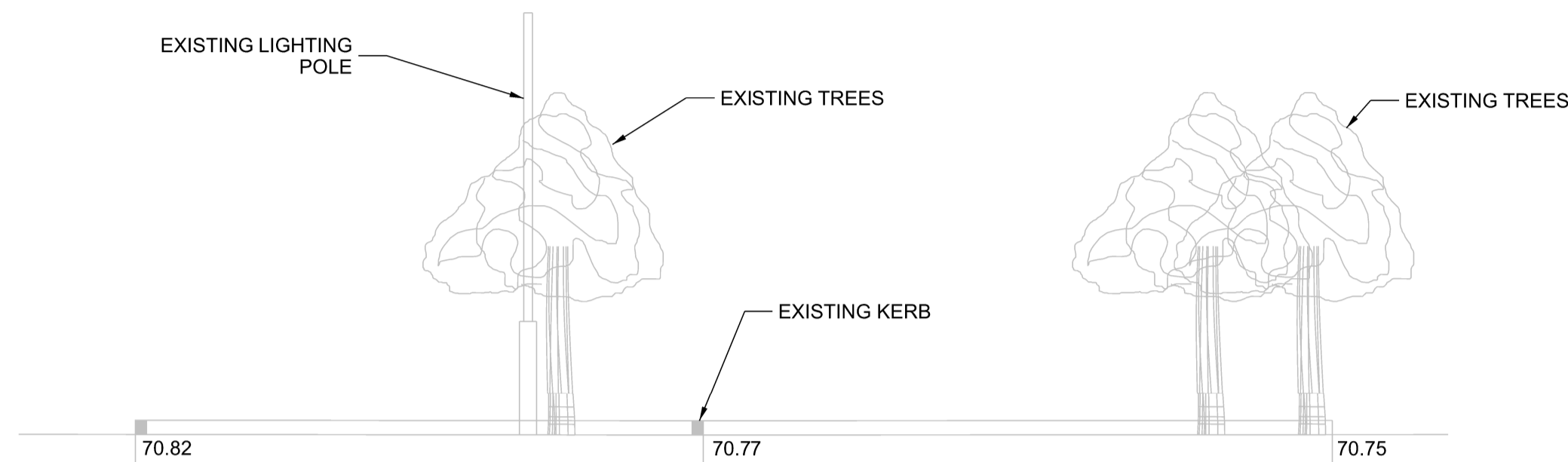




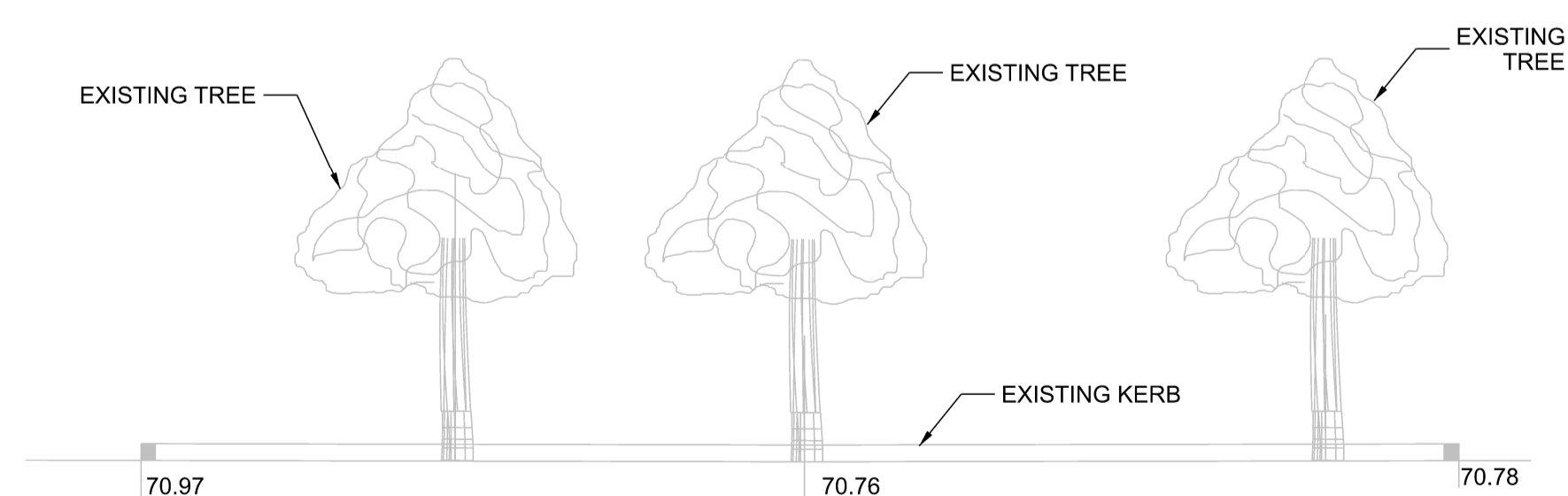
CHARGING BAYS LAYOUT
SCALE 1:250



ELEVATION A-A
SCALE 1:50



ELEVATION B-B
SCALE 1:50



NOTES:
1. ALL DIMENSIONS ARE IN MILLIMETRES (mm) AND LEVELS ARE IN METERS (m) UNLESS STATED OTHERWISE.

COLOUR CONVENTIONS
BLACK - EXISTING OR UNCHANGED
BLUE - MODIFIED OR TO BE MOVED
GREEN - REDUNDANT OR TO BE REMOVED
RED - PROPOSED OR ADDITIONAL
PURPLE - WORKS FOR FUTURE

| | | | | | |
|-----|----------|--------------------------|-------|------|------|
| P01 | 05/02/24 | ISSUED FOR REVIEW | HP | Chk | App |
| Rev | Date | Description of Revisions | Drawn | Chkd | Appr |

Suitability S0 - WORK IN PROGRESS



Poise Group Ltd
124 City Road
London
EC1V 2NX

Contractor(s)



Ionity GmbH
Moosacher Strasse 84,
D-80809 Munich
Germany

Project

IONITY
VILLAGE HOTEL
NEWCASTLE

Drawing Title

EXISTING ELEVATION

| | | | | | |
|----------|----------|--------|--|------|----------|
| Designed | HARSHAD | Signed | | Date | 05/02/24 |
| Drawn | HARSHAD | Signed | | Date | 05/02/24 |
| Checked | Checked | Signed | | Date | Date3 |
| Approved | Approved | Signed | | Date | Date4 |

Scale(s) R.T.D ELR & Mileage ELR&Mileage

Alternative Reference Alternative Reference Sheet 01 of 01

Drawing Number 8320-POI-DRG-CIV-100014 Revision P01

