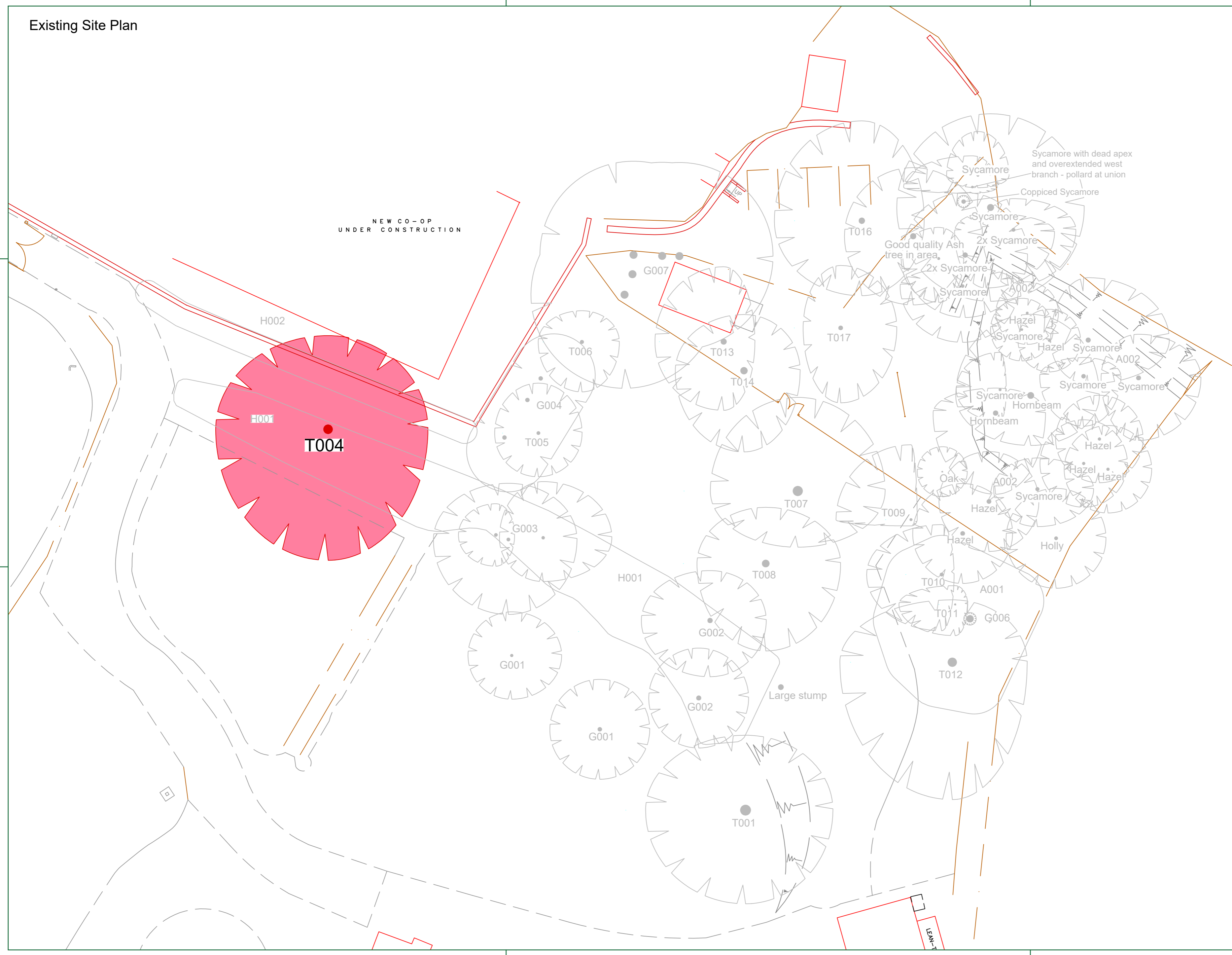



Existing Site Plan



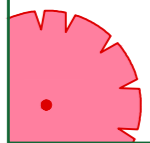
NOTE:

Hayden's Arboricultural Consultants were provided with a Topographical Survey but these do not always show the positions of all the trees/features on site. The locations of any additional features have been fixed using GPS. As such the position of the trees/landscape features should not be taken as exact but gives a fair distribution of their locations on site.

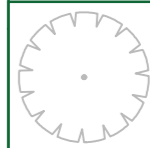
North
(Indicative)



LEGEND



Existing Tree subject to Tree Works Application



Existing Tree included for reference


04/01/23 JF Based on THE_GRANGE_500

Rev: Date: By: Revision:

The position, condition, and dimensions of the trees are based on a site survey undertaken on 07/12/22

"The original of this drawing was produced in colour - a monochrome copy should not be relied upon"

Scale 1:200



© HAYDEN'S 2024

5 Moseleys Farm Business Centre
Fornham All Saints,
Bury St Edmunds
Suffolk IP28 6JY

Head Office: 01284 765391

Southern Office: 01722 657423

Email: info@treesurveys.co.uk

www.treesurveys.co.uk

Client: Mr Robert Cubitt
Drawing Title: Tree Works Application

Site: The Grange, Elmswell, Suffolk, IP30 9BS

Date: 18/03/24
Drawn By: JF
Cad File Ref: C:\Pro\9962-D-TWA.dwg

Scale: 1:200 (A2)
Checked By: AG
Drawing No: 9962-D-TWA
Rev: -