
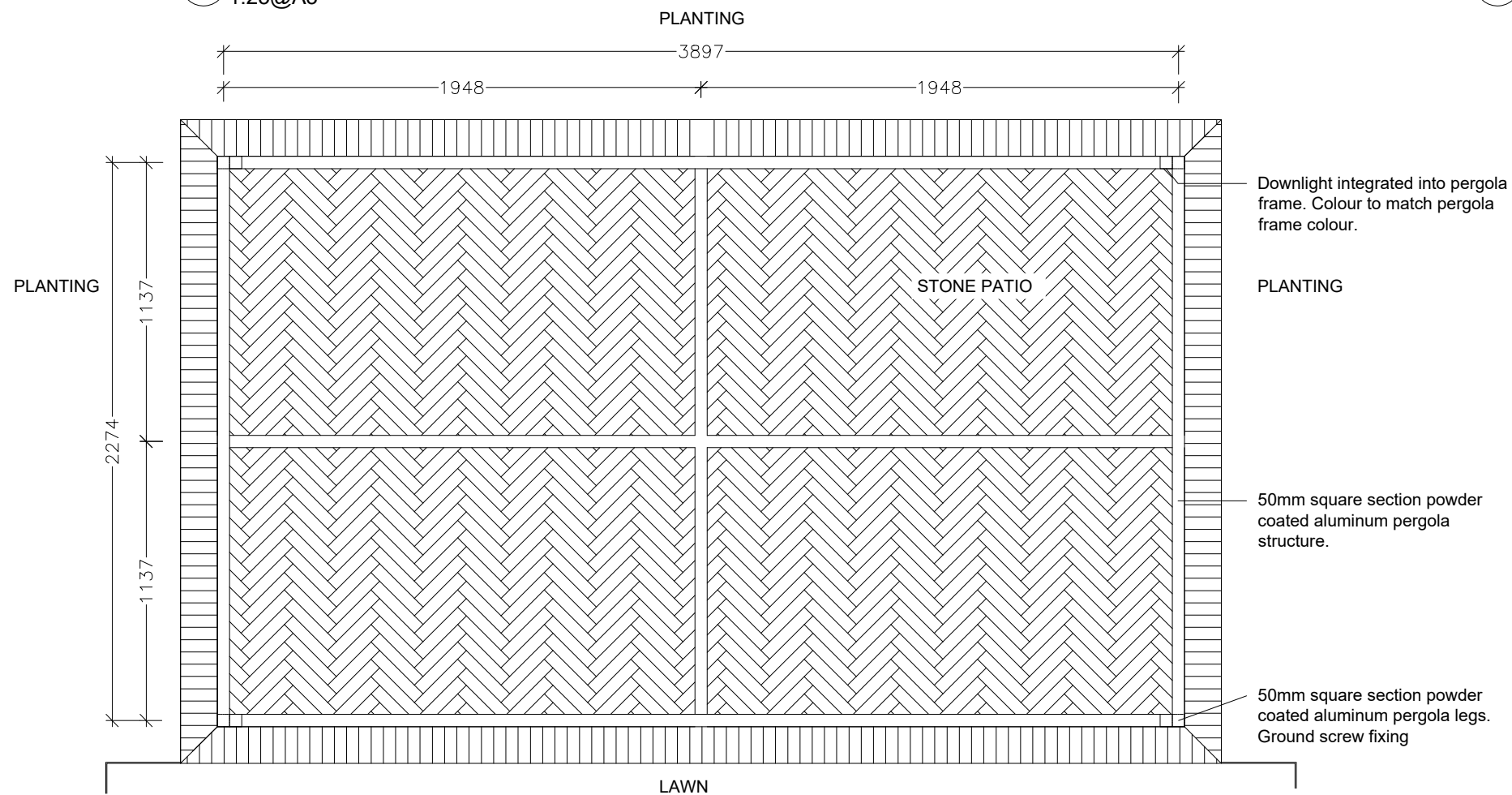


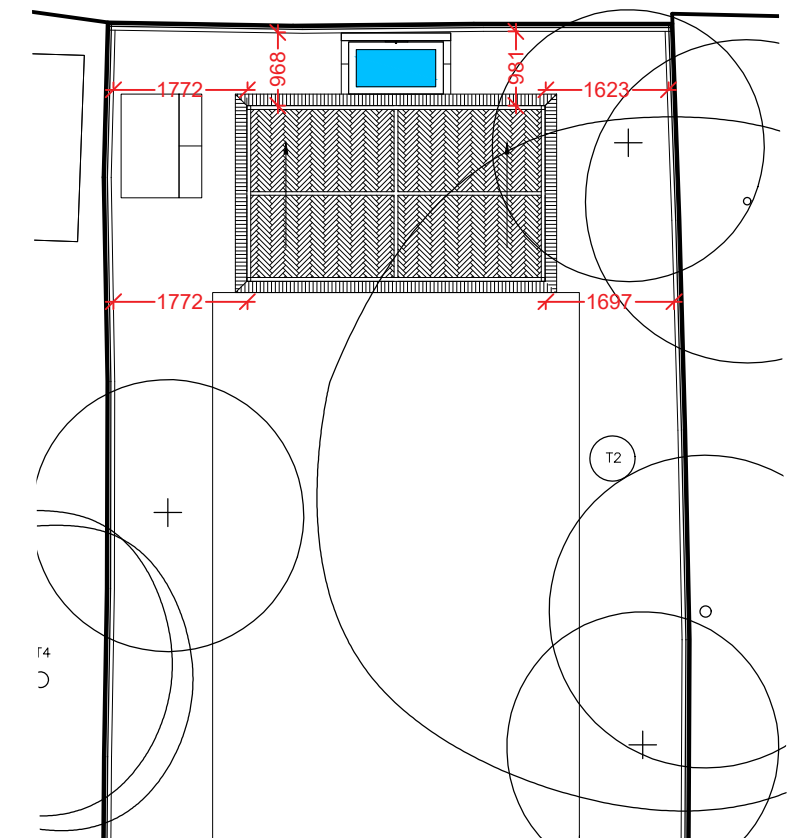
1 Aluminum Pergola Front Elevation
1:25@A3



2 Aluminum Pergola Side Elevation
1:25@A3



3 Aluminum Pergola Plan
1:25@A3



Aluminum Pergola Location Plan
1:100@A3

STUDIO CULLIS

Studio F11, The Artworks, 3 Creekside,
London, SE8 4SA
t: +44 (0) 7779594633
e: studio@studiocullis.com

GENERAL NOTE:

1. Copyright Studio Cullis Ltd.
2. All dimensions must be checked and verified by contractor on site.
3. All work must comply with current Building Regulations.
4. No materials to be used or methods of workmanship that do not conform to current relevant British Standard and Code of Practice.
5. All measurements taken from the survey/architectural drawings provided.
6. Drawings to be read in conjunction with all other contract documentation.
7. Do not scale from this drawing (except for planning purposes only) - used figured dimensions.

PROJECT:
10 Winterbrook Road SE24 9JA

CLIENT:
Matt and Ashley

DRAWING NAME:
Metal Pergola Design Intent Sheet 1 of 2

SCALE: As shown@A3
DRAWN: 13/12/23
DATE

DRAWING REF: 135_902
REVISION:

ISSUE:
PLANNING