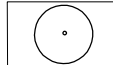




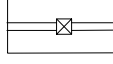
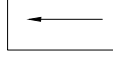



**Key**

-  Existing tree  
Refer to AIA report Ref GEL00084
-  Herbaceous planting
-  Natural stone paving
-  Victorian tiles
-  Loose gravel
-  Proposed fence  
See drg 135\_911
-  Falls
-  Extent of basement wall  
construction below main garden  
levels

Bike Shed  
Groundcover planting

2no. bins  
Bin screen

Stone paving  
Stone coping to  
lightwell wall to  
match path stone  
New timber fence.  
See drg 135\_911

Loose gravel with  
metal edge  
against plant bed  
New timber gate  
to match fence.  
See drg 135\_911

AA

BB

Lightwell

T1 O

Ashpalt

Existing 0.77m high brick wall  
Proposed traditional Victorian  
tiled path  
Planting  
New timber gate to match fence.  
See drg 135\_911  
New timber fence.  
See drg 135\_911



**STUDIO CULLIS**

Studio F11, The Artworks, 3 Creekside,  
London, SE8 4SA  
t: +44 (0) 7779594633  
e: studio@studiocullis.com

GENERAL NOTE:  
1. Copyright Studio Cullis Ltd.  
2. All dimensions must be checked and verified by contractor on site.  
3. All work must comply with current Building Regulations.  
4. No materials to be used or methods of workmanship that do not conform to current relevant British Standard and Code of Practice.  
5. All measurements taken from the survey/architectural drawings provided.  
6. Drawings to be read in conjunction with all other contract documentation.  
7. Do not scale from this drawing (except for planning purposes only) - used figured dimensions.

PROJECT:  
10 Winterbrook Road SE24 9JA

CLIENT:  
Matt and Ashley

DRAWING NAME:  
Front Garden Masterplan

SCALE: 1:50@A3  
DRAWN: DATE 12/02/24

DRAWING REF: 135\_910  
REVISION:

ISSUE:  
PLANNING