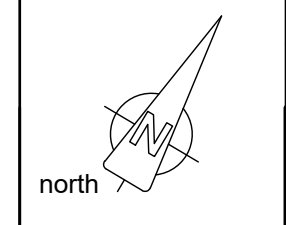
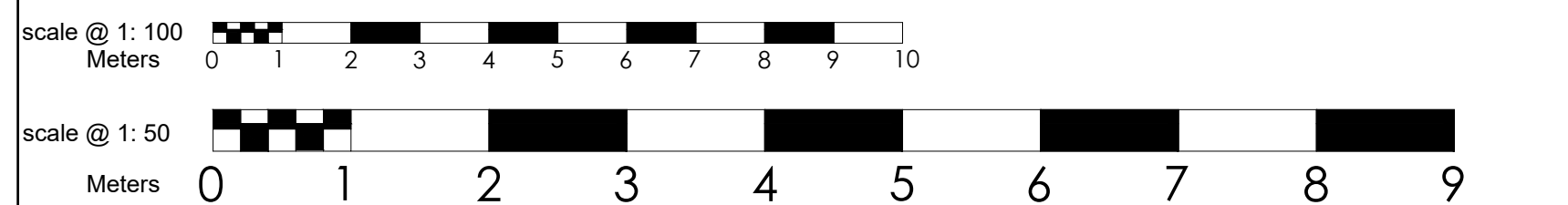


EXISTING ROOF PLAN Scale 1/ 50

Statutory Authorities, in relation to Planning or Building Regulation matters only, may scale from drawing when scale is identified.
 No other persons may scale from drawings.
 Check all dimensions and levels on site and verify with all other information prior to fabrication or construction. Any conflict or difference to be brought to the attention before commencement.
 These drawings are for architectural purposes only and structural elements must be in line with Structural Engineers specification.
 ©Copyright


CDM notes

- Underground services unknown



revision	date	description
A	Feb24	Client amendments

IMPACT
 Architecture
 23 Bridge End , Pevensey, East Sussex , BN24 5JU
 T : 07816400267 E : impactarchitectureltd@gmail.com



client / project The Old Rectory Folkington East Sussex BN26 5SD				drawing title Existing Roof Plan		
Planning drawings						
Feb 24	AS SPECIFIED	A1	jle	631	SK 5	A
date	scale	dwg size	drawn	project number	drawing number	revision