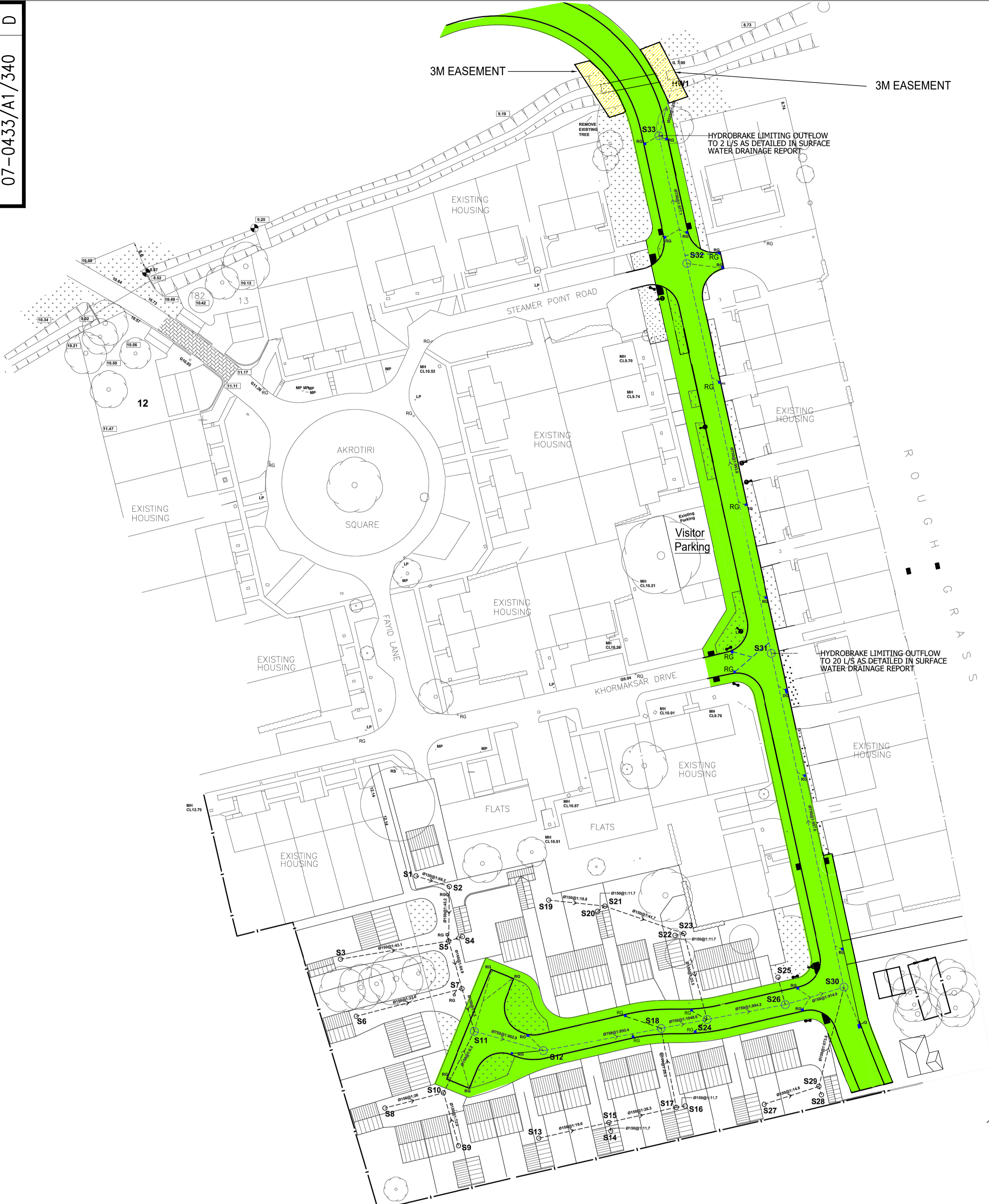


NOTE: THE PROPERTY OF THIS DRAWING AND DESIGN IS VESTED IN SIDDLER GRIMLEY HAGE LIMITED AND MUST NOT BE COPIED OR REPRODUCED IN ANY WAY WITHOUT THEIR WRITTEN CONSENT.


CAD FILE NAME: 14:



**PROPOSED SURFACE WATER DRAINAGE LAYOUT**  
 (SCALE 1:500)

**LEGEND**

- DENOTES ADOPTABLE SURFACE WATER DRAINAGE RUN
- DENOTES ADOPTABLE SURFACE WATER MANHOLE
- DENOTES PRIVATE SURFACE WATER DRAINAGE RUN
- DENOTES PRIVATE SURFACE WATER MANHOLE
- DENOTES ADOPTABLE SURFACE WATER GULLY
- DENOTES ADOPTABLE SURFACE WATER DOUBLE GULLY

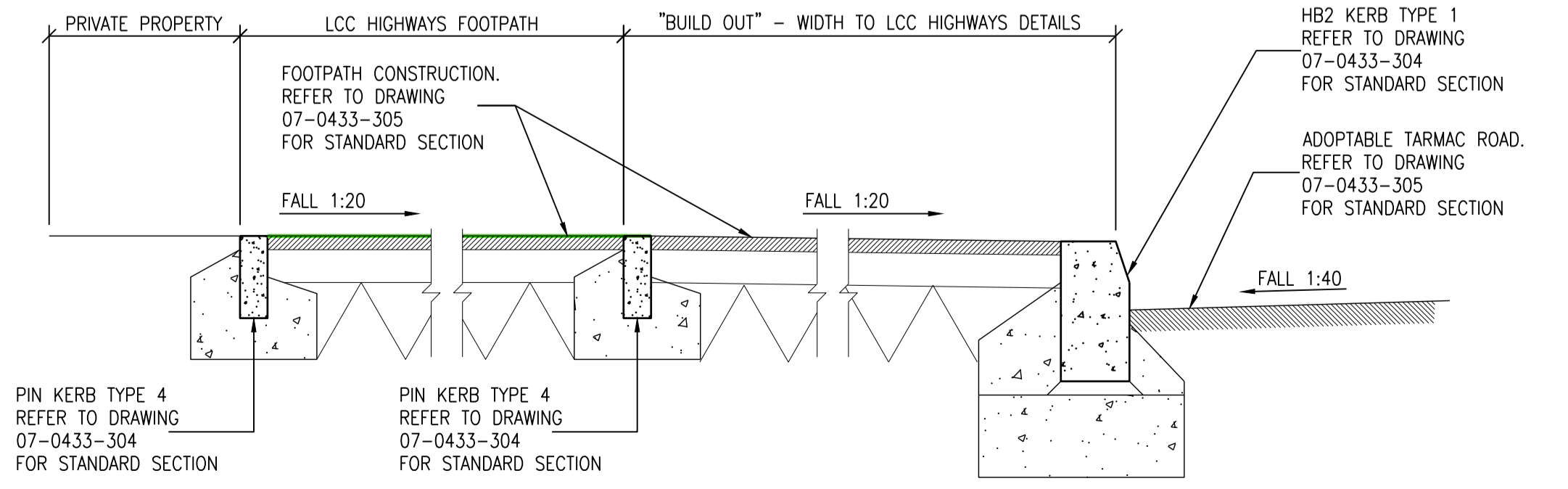


1. DO NOT SCALE THIS DRAWING.
2. ALL DIMENSIONS ARE IN MILLIMETRES UNLESS STATED OTHERWISE.
3. THIS DRAWING IS TO BE READ IN CONJUNCTION WITH ALL OTHER RELEVANT DRAWINGS.
4. ALL PROPRIETARY ITEMS TO BE INSTALLED IN STRICT COMPLIANCE WITH THE MANUFACTURER'S INSTRUCTIONS AND RECOMMENDATIONS.
5. ALL PIPES WITH LESS THAN 1200mm COVER TO CROWN BELOW TRAFFICKED AREAS OR FLOOR SLABS ARE TO BE PROVIDED WITH MIN GRADE C20 COVER SLAB PROTECTION. IN ACCORDANCE WITH LINCOLNSHIRE COUNTY COUNCIL HIGHWAYS DEVELOPMENT ROAD SPECIFICATION AND "SEWERS FOR ADOPTION" (6th EDITION).
6. ALL PIPEWORK TO BE LAID WITH LEVEL SOFFITS EXCEPT TANK SEWERS.
7. ALL SEWERS ARE TO BE CONSTRUCTED IN ACCORDANCE WITH THE PROCEDURES AND SPECIFICATIONS CONTAINED IN "SEWERS FOR ADOPTION" (6th Edition - March 2006) AND ANGLIAN WATER AMENDMENTS.
8. GULLY CONNECTIONS TO BE 100mm DIA. LAID AT GRADIENTS OF AT LEAST 1:100 UNLESS OTHERWISE STATED.
9. PRIVATE DRAINAGE BY OTHERS. PROPERTIES, GARAGES, PRIVATE ROADS & DRIVES TO GO TO GARAGE SYSTEMS AS SPECIFIED IN SURFACE WATER REPORT
10. NO WORKS SHALL COMMENCE ON SITE UNTIL APPROVAL HAS BEEN OBTAINED FROM LCC, AWS AND ALL OTHER RELEVANT AGENCIES/AUTHORITIES.
11. FOR PIPE, BEDDING AND BACKFILL DETAILS REFER TO DRAWING 07-0010-325
12. CBR VALUE OF FORMATION HAS BEEN ASSUMED TO BE 2% AND OVER. CBR TO BE VERIFIED ON SITE AS WORKS PROGRESS.
13. ALL EXTERNAL WORKS ARE TO COMPLY WITH THE DOT SPECIFICATION WITH HIGHWAYS WORKS.
14. U.K.A.S ACCREDITED LABORATORY CBR TESTS ARE TO BE UNDERTAKEN AND ENGINEER TO BE INFORMED OF RESULTS.
15. CBR TESTS RESULTS FROM U.K.A.S ACCREDITED LABORATORY AND CONSTRUCTION DEPTHS MUST BE APPROVED BY THE HIGHWAY AUTHORITY PRIOR TO COMMENCEMENT OF ANY WORKS ON SITE.
16. TACTILE CROSSINGS FOR PEDESTRIANS AS CLAUSE 1.8 SHALL BE PROVIDED AT ALL ROAD JUNCTIONS SERVED BY FOOTWAYS AND WILL HAVE A MIN 2No. DROPPED KERBS. FINAL LOCATION TO BE AGREED WITH LCC REP.
17. VEHICLE CROSSINGS SHALL BE PROVIDED FOR ALL DRIVEWAY ENTRANCES IN ACCORDANCE WITH CLAUSE 1.6.
18. WHERE CARRIAGEWAY LONGITUDINAL FALLS ARE LESS THAN 1:150 CHANNEL BLOCKS ARE REQUIRED ADJACENT TO KERBING AND WHERE FALLS ARE LESS THAN 1:250 THE CHANNEL BLOCKS SHOULD BE LAID TO FALSE FALLS.
19. SIGNS AND MARKINGS TO BE SUPPLIED AT THE REQUEST OF THE HIGHWAYS MANAGER.
20. PROVIDE CONCRETE SURROUND TO ALL PIPE WORK WHERE 1.2m OF COVER IS NOT ACHIEVABLE.
21. GULLY CONNECTIONS TO BE 150mm DIA. LAID AT GRADIENTS OF AT LEAST 1:150 UNLESS OTHERWISE STATED.
22. ALL PIPEWORK TO BE LAID WITH LEVEL SOFFITS.

Street lighting positions and Road signage positions to be agreed with LCC Highways on site.

Exact positions of "Build Out" to be agreed at the time of construction with LCC Highways.

This drawing has been based on the drawings received from the client. Refer to "Waldeck Associates" drawing number 07-0433/A1/321A for the original proposals/submitted info.



**DETAIL 1**  
 TYPICAL "BUILD OUT" SECTION  
 Scale 1:20



D	Minor amendments to footpaths Crossings and easment added	CO	PH	PH	10.02.23
C	Road width restrictions removed	CO	PH	PH	24.01.23
B	Crossing points and shading updated	CO	PH	PH	16.05.16
A	Crossing points and shading updated	CO	PH	PH	06.11.14
Rev		Dr'n	Ch'g	Rw'g	Date
Client					
Peter Sowerby Homes					
Project Title					
Residential Development Nocton Park, Nocton					
Drawing Title					
Phase 3 Section 38 Coloured Plan					
Scale @ A1	1:500	Status	Construction		
Date	Oct 2014	Drawn By	CO	Checked By	PH
				Reviewed By	PH
<b>Siddle Grimley Hage</b> Consulting Engineers Swan House, Exchange Road, Lincoln. LN6 3JZ Tel: 44+ (0)1522 697111 Fax: 44+ (0)1522 697444 Email: design@sghconsulting.co.uk					
Job Number / Drawing Number					
07-0433/A1/340					
Rev					
D					