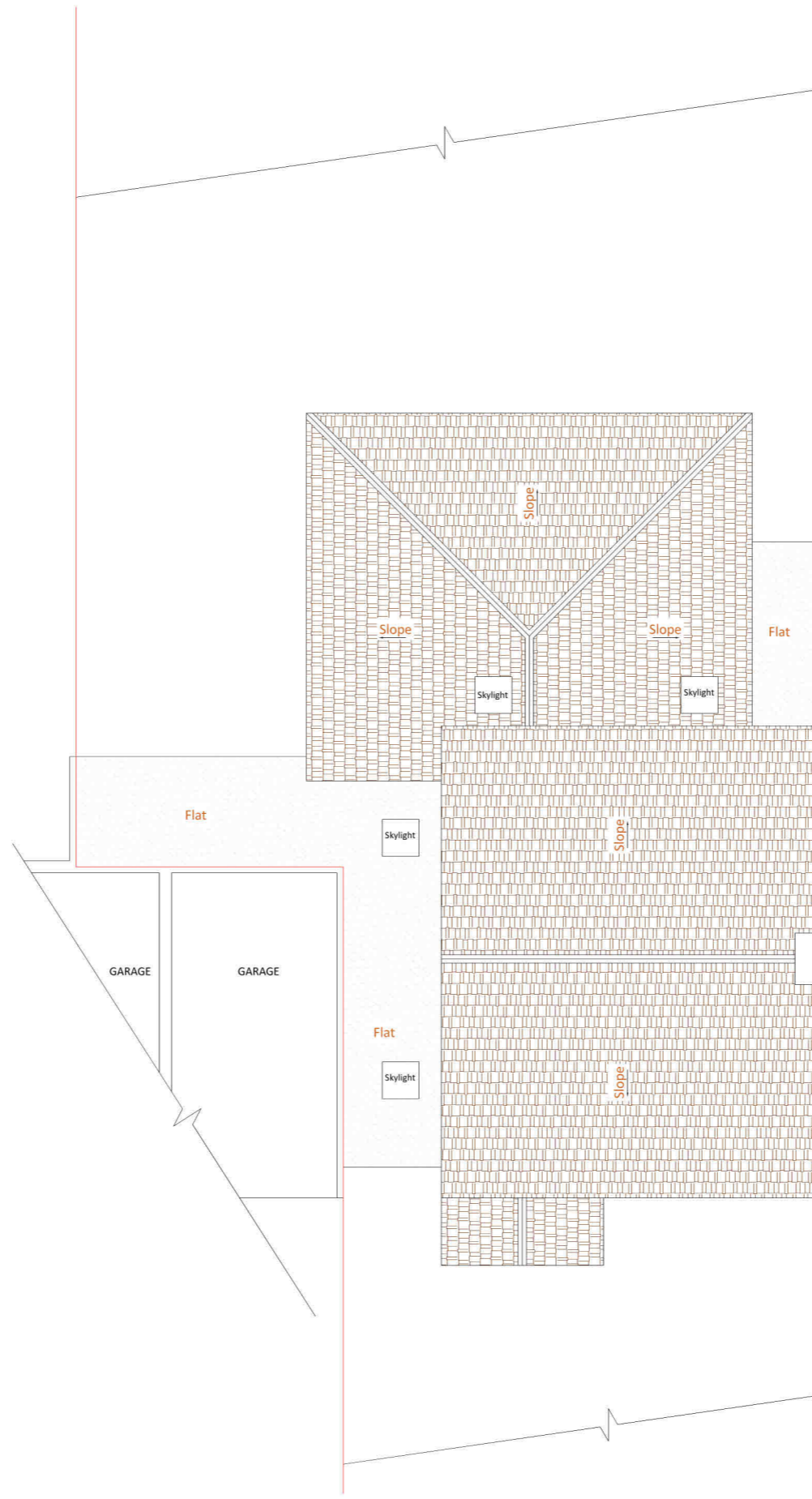
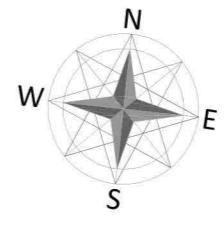


A EXISTING ROOF PLAN



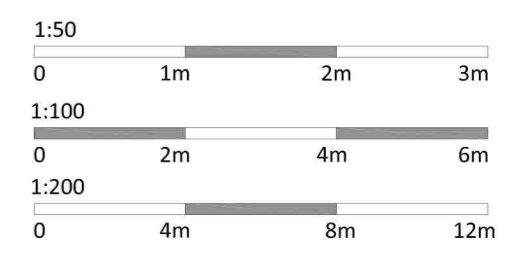
B PROPOSED ROOF PLAN



NOTES

1. ALL DIMENSIONS TO BE CHECKED AT SITE AS WORK COMMENCE.
2. FOLLOW ONLY WRITTEN DIMENSIONS AND DON'T SCALE THE DRAWINGS
3. ALL THE DIMENSIONS ARE IN MM UNLESS NOTED OTHERWISE
4. NO WORK TO BE CARRIED OUT PRIOR TO THE APPROVAL OF THE DRAWINGS UNDER THE TOWN PLANNING AND COUNTRY PLANNING ACTS AND THE BUILDING REGULATIONS.
5. CONTRACTOR TO BE RESPONSIBLE FOR NOTIFYING THE LOCAL AUTHORITY FOR THE START OF THE WORK.

SCALE BAR



ADDRESS : 32 MOOR VIEW
WATFORD
WD18 6JJ

JOB TITLE: REAR & SIDE EXTENSION

DRAWING TYPE: PLANNING PERMISSION

DRAWING TITLE: EXISTING & PROPOSED DRAWINGS

SCALE 1:100	PAPER SIZE: A3
DATE: 05-03-2024	DRAWN BY: M.A
DRAWING No: 32/MV/04	REVISION :

HABITAT
DESIGN & CONSTRUCTION GROUP
078 4633 4407, 079 4452 0011, 01268 461 891
habitat007@gmail.com

