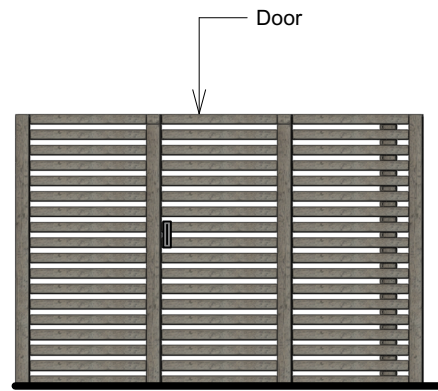



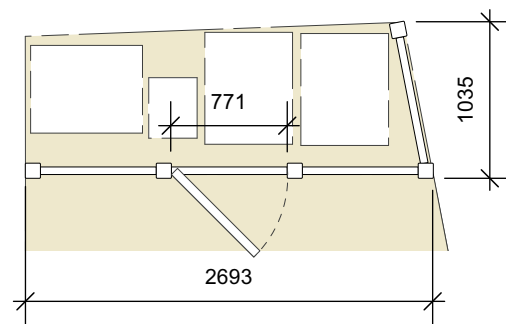
BIN STORE DETAILS



1 **Front Elevation**
Scale: 1:50



2 **Side Elevation**
Scale: 1:50



3 **Plan**
Scale: 1:50

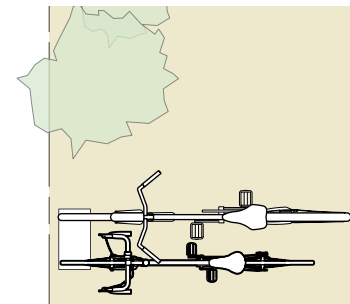
CYCLE STORE DETAILS



4 **Side Elevation**
Scale: 1:50



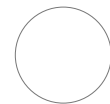
5 **Front Elevation**
Scale: 1:50



6 **Plan**
Scale: 1:50

Notes:
Drawings to be read in conjunction with Structural Engineer's drawings and Architect's specification. For all structural information refer to structural engineer's drawings.
All dimensions and levels to be checked on site and any discrepancies reported immediately to the Architect.
Copyright relating to all drawn information resides with the Architect.

The contractor is to verify sizes and details on site including existing services. All schedules to be checked against manufacturer's details. All work to comply with Statutory Regulations, British Standards and Codes of Practice which are or may be relevant. For soil investigation and structural calculations refer to Engineers details. All materials to comply with latest relevant British Standards. All workmanship to be in accordance with BS 8000.



Client: Bridgewood Interiors Ltd	Project: 4a Campbell Croft
Drawing Title: Bin Store details	Drawing No.: CNA-A-100-DCE
Page Size: A3	Rev:
Our ref: 240313-Conditions-DeSwarte.vwx	

■ clarenasharchitecture.co.uk ■ 01295 768904
■ 3 Towrise, Sulgrave, OX17 2SB