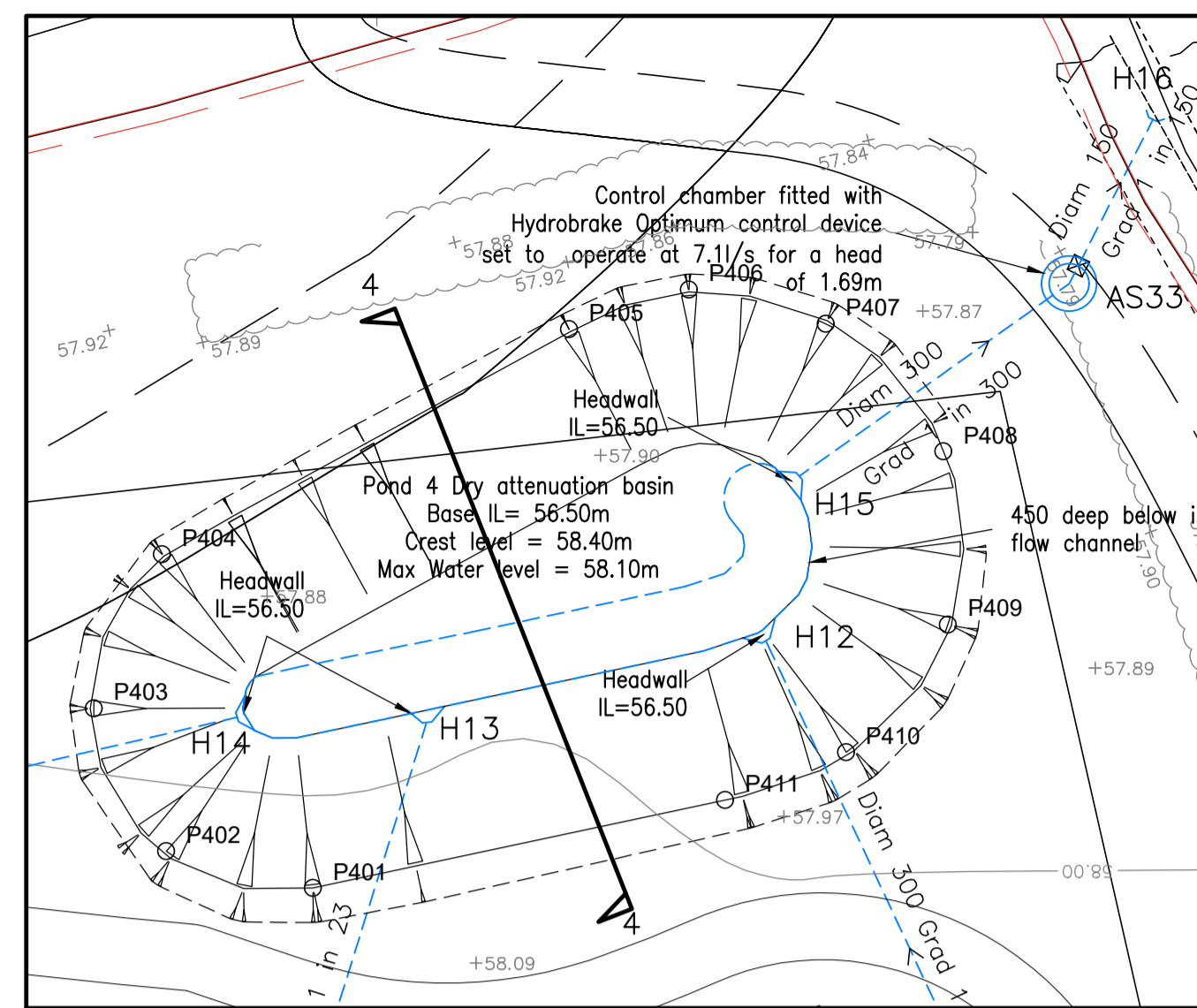
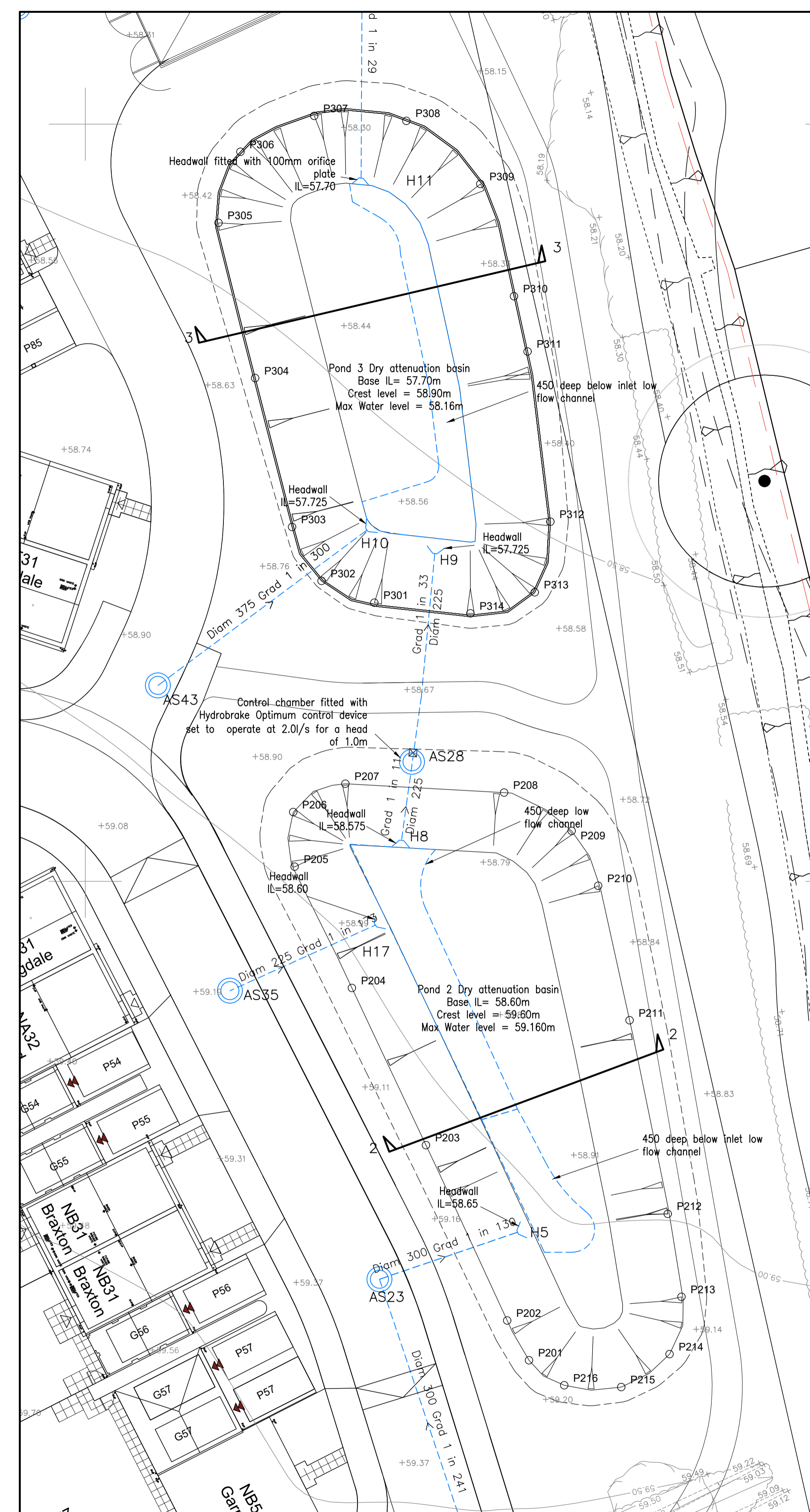


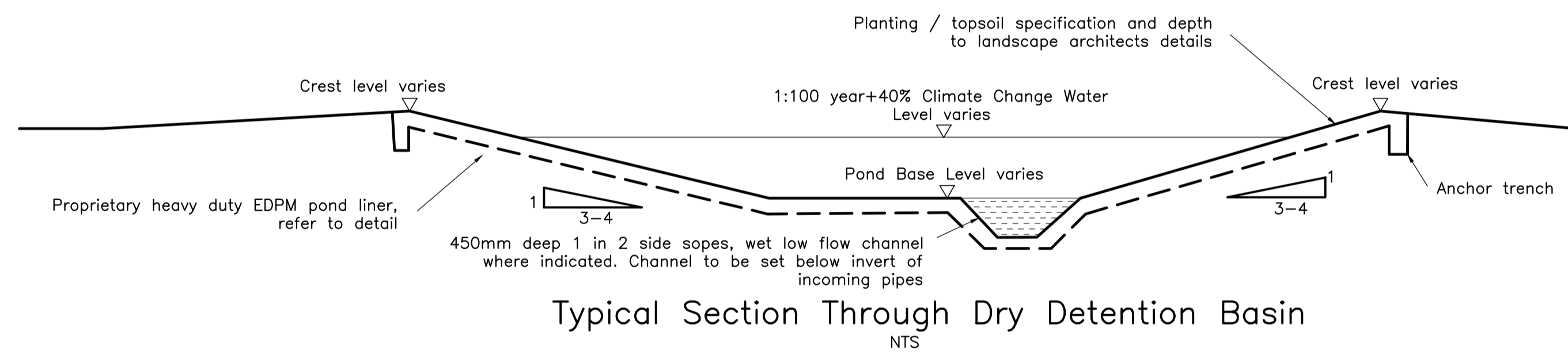
Detention Basin 1



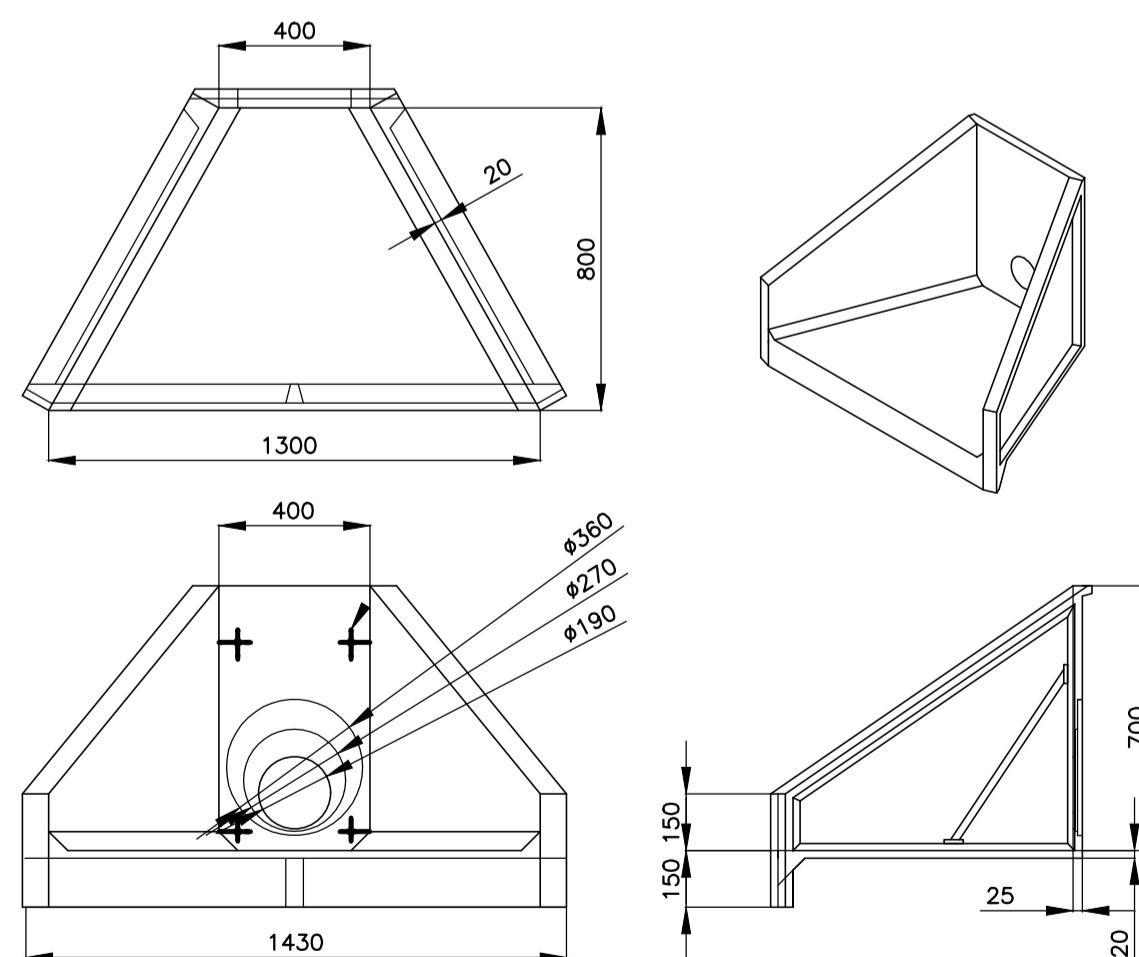
Detention Basin 4



Detention Basins 2-3



Typical Section Through Dry Detention Basin



Basin Headwall Detail

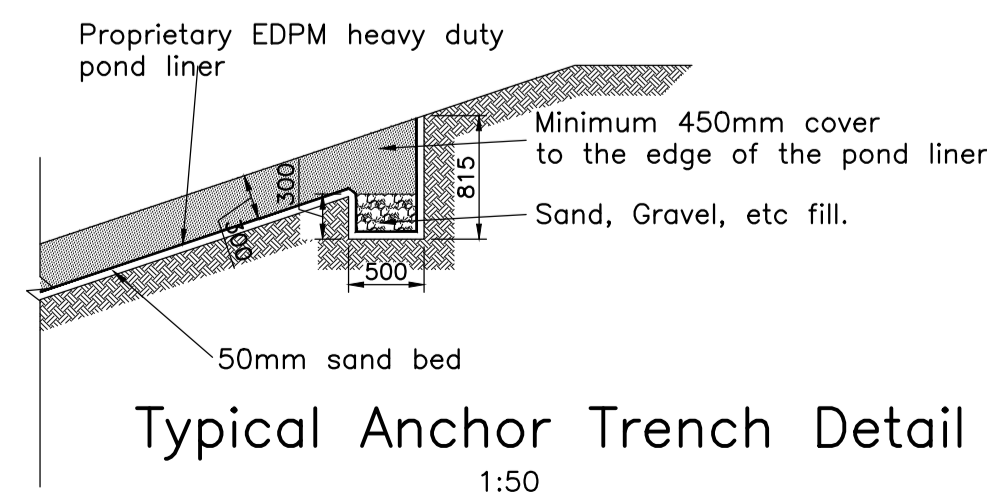
Scale 1:20

Althon H3G Specification Information

A one piece glass reinforced headwall with an opening to suit 150mm diameter pipes and knockout webs to enlarge to 225mm and 300mm diameter pipes.

Althon H3G Headwall Installation

Units should be bedded on minimum 100mm of semi-dry concrete. Sit the headwall level or with a slight fall 1:50 from pipe to spill mouth. Material: Glass Reinforced concrete Weight approximately 150kg All dimensions in mm Outlet headwalls to be fitted with galvanised M/S angled trash screens



Typical Anchor Trench Detail

1:50

COORDINATES		
POINTS	EASTING	NORTHING
P101	509056.894	154407.140
P102	509053.454	154412.505
P103	509047.135	154423.918
P104	509046.644	154429.497
P105	509048.814	154433.481
P106	509053.663	154435.041
P107	509058.138	154432.758
P108	509061.186	154428.880
P109	509063.988	154422.927
P110	509065.473	154417.639
P111	509066.045	154414.401
P112	509066.836	154411.284
P113	509065.213	154406.878
P114	509061.138	154405.308
P201	509029.322	154468.367
P202	509027.877	154470.991
P203	509022.509	154482.571
P204	509017.615	154492.954
P205	509013.837	154500.960
P206	509013.737	154504.574
P207	509017.189	154506.442
P208	509027.675	154505.854
P209	509032.134	154503.324
P210	509033.890	154499.704
P211	509035.965	154490.819
P212	509038.484	154478.037
P213	509039.393	154472.560
P214	509038.605	154468.773
P215	509035.414	154466.599
P216	509031.643	154466.715
P301	509019.098	154518.397
P302	509015.611	154519.835
P303	509013.661	154523.403
P304	509011.229	154533.227
P305	509008.803	154543.480
P306	509010.250	154548.172
P307	509015.129	154550.542
P308	509021.216	154550.218
P309	509026.105	154546.050
P310	509028.325	154538.629
P311	509029.227	154534.980
P312	509030.729	154523.749
P313	509029.701	154519.081
P314	509025.450	154517.691
P401	508998.087	154571.791
P402	508993.691	154572.893
P403	508991.521	154577.166
P404	508993.563	154581.779
P405	509005.756	154588.517
P406	509009.346	154589.708
P407	509013.439	154588.677
P408	509016.961	154584.861
P409	509017.097	154579.678
P410	509014.047	154575.858
P411	509010.427	154574.426

F	13.02.24	Site plan and section markers added	LK	LW
E	02.02.24	Co-ords added	LK	LW
D	21.12.23	Basin numbering corrected, headwalls removed and section and details updated	LK	LW
C	18.09.23	Basins updated to latest layout	LW	LW

B	11.11.22	Pond inverts updated	LW	LW
---	----------	----------------------	----	----

A	27.06.22	Ponds 2-6 added	DB	LW
---	----------	-----------------	----	----

REV	DATE	AMENDMENT	BY	CHKD

STATUS **Construction**

PROJECT
Ockham Road
East Horsley

CLIENT
Taylor Wimpey

DRAWING
Detention Basin
Details

DATE 04.05.22 DRAWN BY DJB
SCALES (8A1)- 1:250 CHECKED BY LRW

DRG NO. **C7476/CE13F**