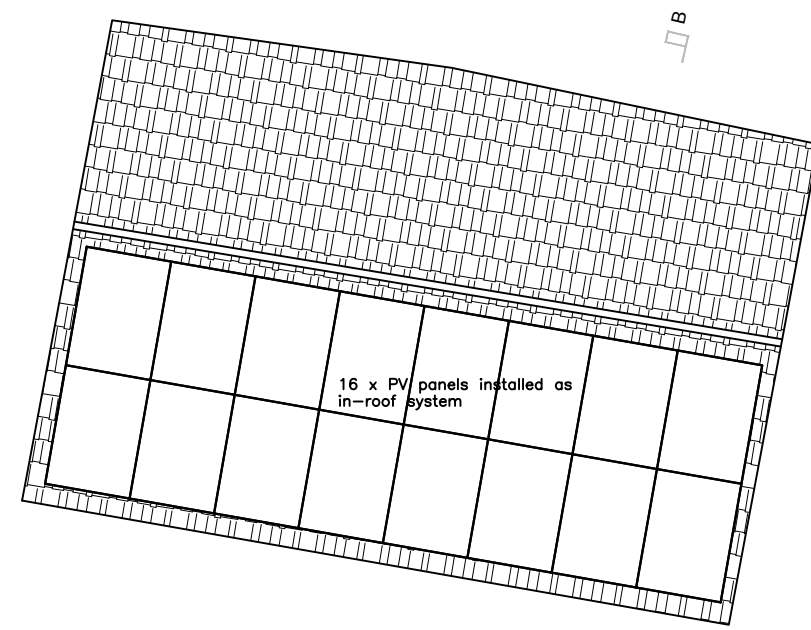
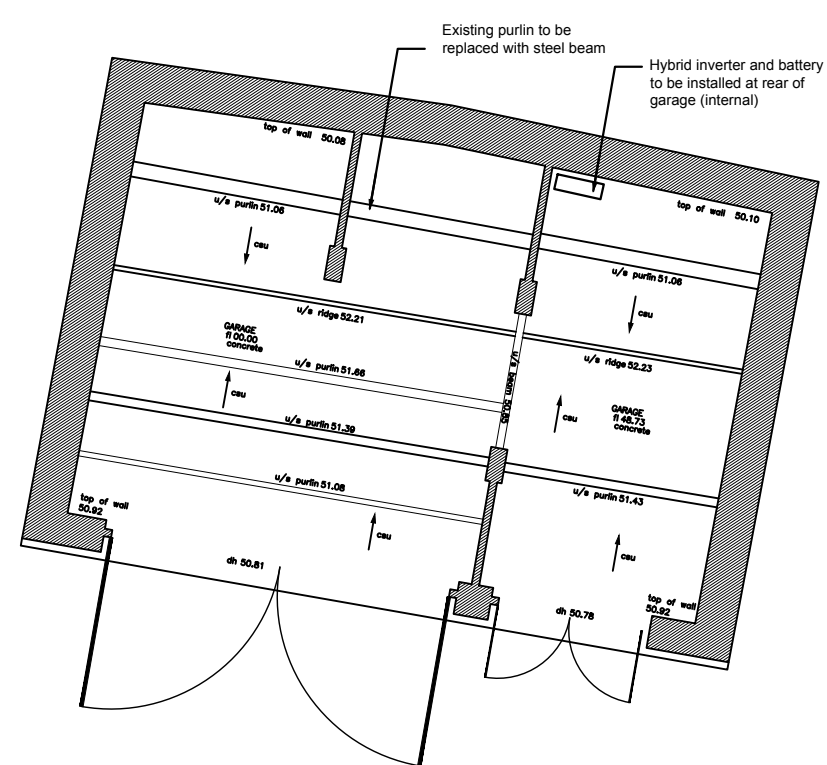
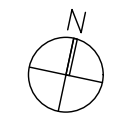


STATUS  
**PLANNING**

NOTES:  
Measured survey does not include for intrusive survey to determine exact location of steelwork/supporting structure. All dimensions must be checked on site prior to works commencing by the contractor.



ROOF PLAN  
SCALE 1:100



GROUND FLOOR PLAN  
SCALE 1:100



A.	07.23	In-roof PVs indicated	RC
rev.	date	revision details	by

**SS4ARCHITECTS**

30 Bradley Street  
Wotton-Under-Edge  
Gloucestershire  
GL12 7AR  
Tel: 01453 543 989  
www.ss4architects.co.uk

client  
**MR & MRS GREENWOOD**

job title  
**LOWER CHALKLEY FARM**

drawing title  
**PROPOSED GARAGE  
FLOOR & ROOF PLANS**

job no.	drawing no.	revision
<b>0220</b>	<b>202</b>	<b>A</b>

scale 1:100 @ A3 drawn by RAC date 12/19