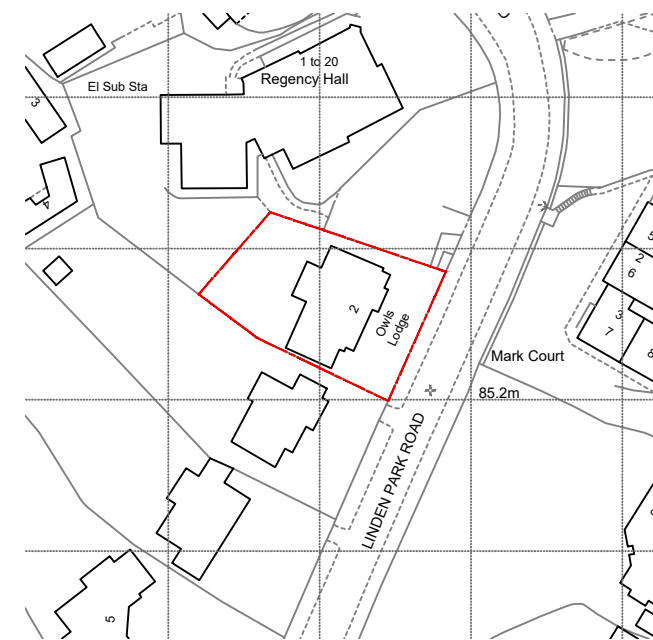
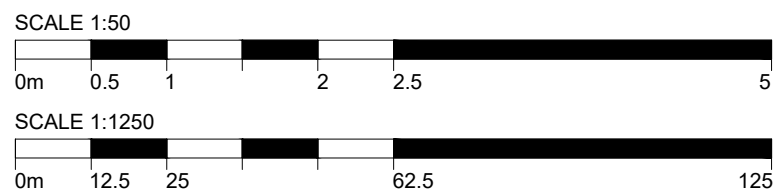
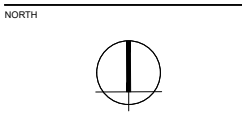


Block Plan 1
1:500



Location Plan 2
1:1250

- GENERAL NOTES
1. Do not scale drawing for construction purposes.
 2. All dimensions are in millimetres unless noted otherwise.
 3. All dimensions shall be verified on site before proceeding.
 4. The author shall be notified in writing of any discrepancies.
 5. This drawing is protected by copyright.



PURPOSE OF ISSUE
PLANNING

Rev. No.	Description	Date
01	ISSUED FOR PLANNING SUBMISSION	23.02.24

PROJECT NAME
**Owls Lodge
2 Linden Park
Tunbridge Wells, Kent
TN2 5QL**

DRAWING TITLE
Existing Block & Location Plan

CLIENT Mrs S Knight		
SCALE @ A1 AS SHOWN	DATE Feb 24	
PROJECT NO. 2401	DRAWN BY HS	CHECKED SC
DRAWING NO. A-0001	REVISION NO. 01	