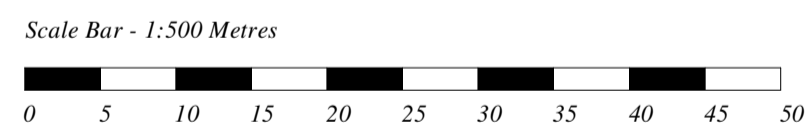
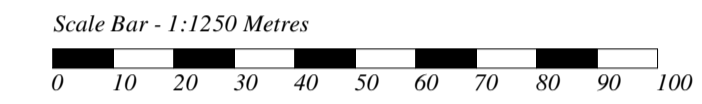
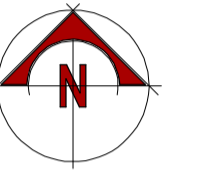


© This drawing and design are copyright.
 Do not scale from this drawing. Use only figured dimensions. If in doubt, ask.
 All dimensions are to be checked on site.
 Any discrepancies should be reported immediately to the Architect.



As Existing Site Plan



Site Location Plan

DATE	REV.	DESCRIPTION	DRAWN

**PatrickAllen&Associates
Architects**

architects@patrickallen.org.uk | 2 Grange Business Centre
 www.patrickallen.org.uk | Tommy Flowers Drive
 +44 (0)1473 620660 | Grange Farm
 Kesgrave, Ipswich
 Suffolk, IP8 2BY

Project
**Proposed single storey front extension:
 75 Eastern Way, Elmwell, Bury St Eds IP30 9DP**

Client
Mrs Abbott

Drawing Title
**Site Location Plan and
 As Existing Site Plan**

Drawing Status
Planning

Scale	Paper Size	Date	Drawn
1:500 / 1:1250	A1	Mar 2024	AC

Drawing Number
4415-01