

Copyright ©

This drawing is Copyright Protected. Anyone using this drawing in CAD format must have written permission to do so, and must remove all references to HES Architects Ltd and its Copyright Protected logo.

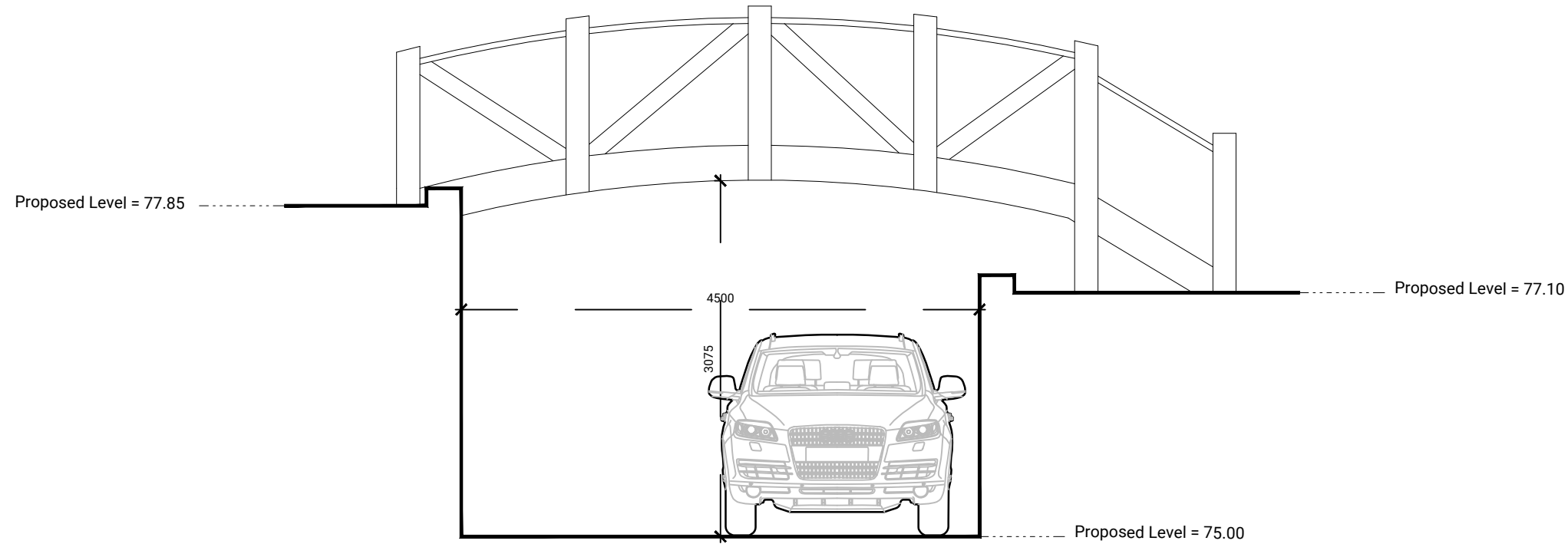
Copyright retained in accordance with the Copyright, Design and Patents Act 1988. It remains the property of HES Architects Ltd whose registered office is 8 Church Street, Swadlincote, Derbyshire, DE11 8LE.

CDM Regulations

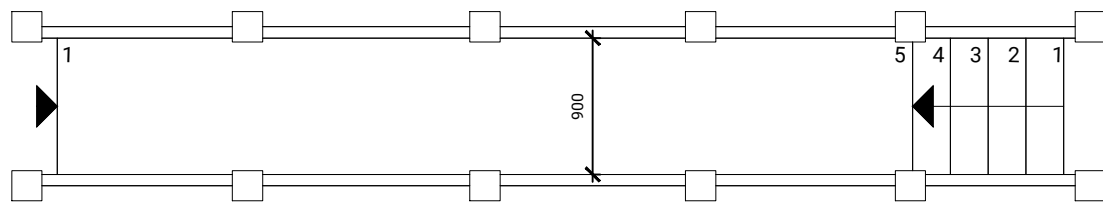
In line with the Construction (Design and Management) Regulations 2015 we will act as Designer, unless otherwise appointed as Principal Designer through a written agreement. As designer will seek to eliminate, reduce or control foreseeable risks that may arise during construction and through maintenance/use of the building once it is built. We also aim to provide necessary information to other members of the project team to help them fulfil their duties.

Notes

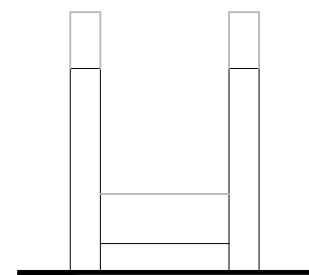
1. All dimensions are in mm unless otherwise stated.
2. Contractors, subcontractors and suppliers must verify all dimensions on site before commencing any work or making any workshop drawings.
3. Any indication of structure or services is approximate only and full investigation of the existing should be carried out on site prior to commencing of the works at any stage of the project.



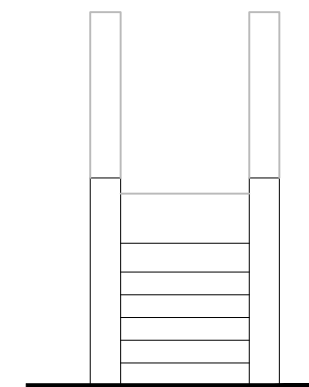
Front and Rear Elevations



Plan View



Side Elevation



Side Elevation

Subject to
Planning
Approval

Revisions

Mr and Mrs Amsden
Land at Chestnut Lane
Clifton Campville
Tamworth
B79 0BW.

Drawn Name:

Proposed Garden
Bridge Details

Scale @ A3: 1:50

Date: December 2023

Drawn by: TCH

Drawing No: 2022-1040-P2-203

HARDWICK
Studio Architects

Hardwick Studio Architects Ltd.
Office 1, Beehive Farm
Swadlincote
Derbyshire
DE12 8HZ
t: 01283 904090
e: info@hardwickarchitects.co.uk
w: hardwickarchitects.co.uk