

1 Snug/Office Fireplace  
1 : 20



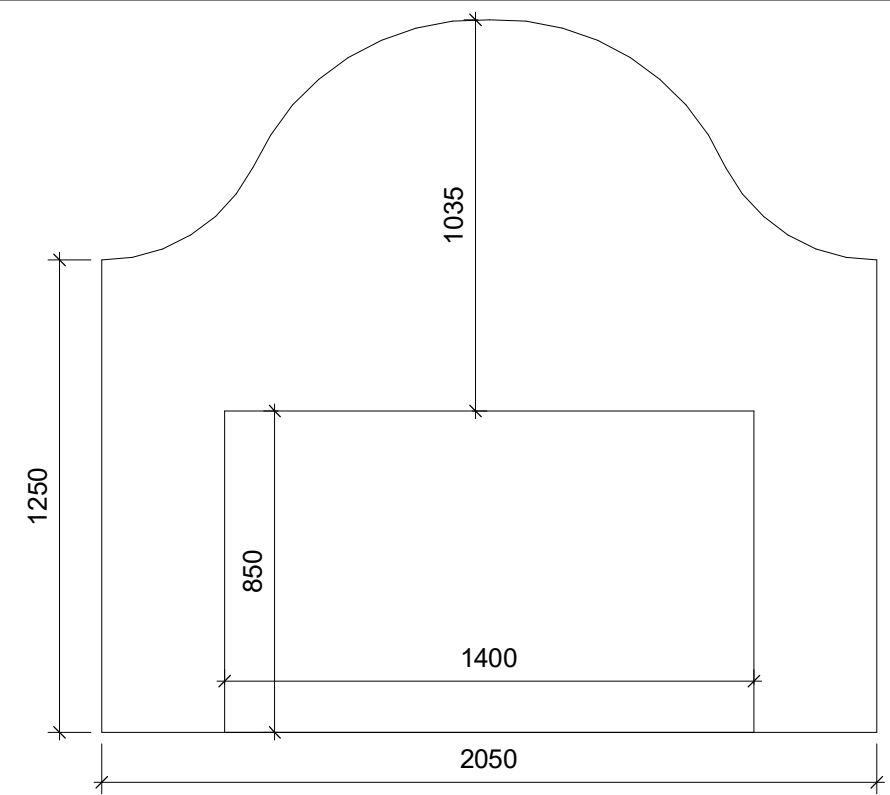
Lounge  
Opening: 1000X1080mm  
Highest point: 1180mm




Living Room  
Opening: 435X680mm



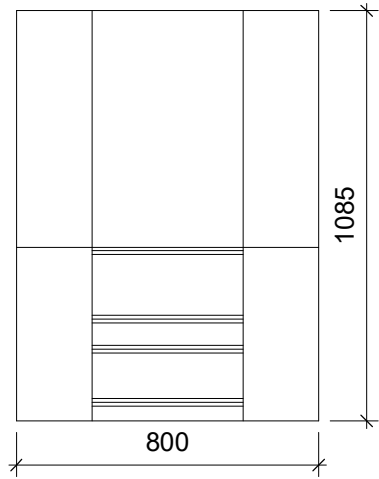
Studio  
Opening: 630x1130mm  
Highest Point: 1180mm




2 Kitchen Fireplace (1)  
1 : 20



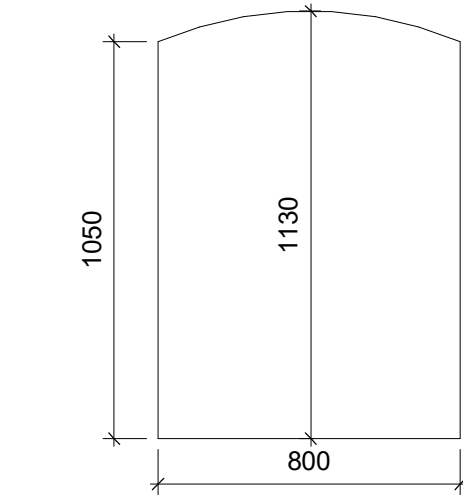
Kitchen Fireplace (1)



3 Kitchen Fireplace (2)  
1 : 20



Bedroom 2  
Opening: 800x1100mm  
(non original)




4 Master Bedroom  
1 : 20  
(Fireplace opening only)



Spare Bedroom  
Opening: 800x1025mm  
Highest point: 1100mm



Master Ensuite  
Opening: 800x1025mm  
Highest point: 1100mm



Bedroom 3  
Opening: 550x800mm  
Highest point: 865mm

rev	description	Author	date
	first issue	03/18/24	

St. Andrew, High St, Llandaff, CF5 2DX  
Nia Wyn Jones

### Fireplace Schedule

job no.	drawing no.	rev	status	scale @ A3
348	A(50)-04		Information	1 : 20

DOWNSMERRIFIELD architects

02921 672672 www.downsmerrifield.com