

Box Sash Window



Traditional box sash windows are the enduring design of grand Georgian houses, Victorian villas and elegant Edwardian homes.

Lignum Sliding Sash Windows offer an authentic conservation replacement to retain the traditional features of a period property renovation.

The window provides excellent energy efficiency and security performance, making it an ideal choice for both refurbishment and new build projects.



PAS 24:2016 Security



1.3W/m²K U-Value



Secured by Design System



Document L Compliant



Document M Compliant



BS6375-1 2009 Weather Tightness



Double or Triple Glazing

Specification

Frame Options	102 x 164mm Head & Jambs 68 x 164mm Cill 98mm, 141mm * 198mm Mullion 28mm Transom
Sash	56 x 57mm Top Rail & Stiles 90 x 57mm Bottom Rail 43 x 57mm Meeting Rails
Sash Profile	Ovolo or Lambs Tongue
Cill Projection	35mm Flush 60mm, 85mm or 110mm
Glazing	24mm Low E Sealed Unit (4mm/16mm/4mm) Obscure, Sound Control, Toughened and Laminated Options Available Argon Filled Cavity, Outer perimeter has Standard Warm Edge Spacer (Black) Optional White Security Bead Glazing System Additional glazing units include 12mm and 14mm options Curved glass and units with less than 14mm cavity will have Aluminium Spacer in place of Warm Edge Spacer
Trickle Vent	Concealed Trickle Vent Through Head 4600EA

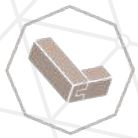
Hardware/Fittings

Hardware	Sash catch, sash lifts, sash restrictors and barrel security lock 2 sash catches fitted if frame are PAS 24 security
Handles	Polished Chrome, Satin Chrome, Antique Brass, Oil Rubbed Bronze or Brass Finish
Trickle Vent	Can be fitted through head (Concealed)

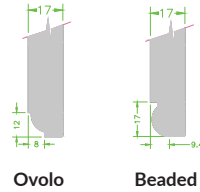
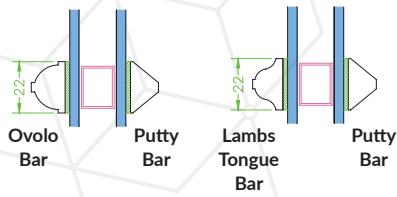
Test Data

BS6375 Part 1	Air Permeability Class 3, Watertightness Class 8A to 450PA Resistance To Wind Load Class C5
Acoustic Rating	RW(C;Ctr) = 36 (-2,6) db (With Sound Control Glass)
Thermal Rating	U-Value 1.3W/m ² K
Security	PAS 24 and Secured by Design

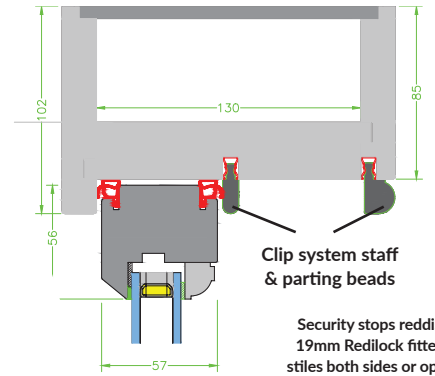




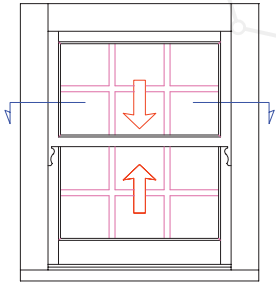
Box Sash Window



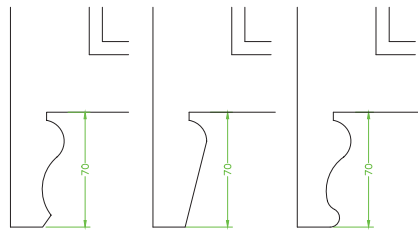
External Liners can be SQUARE Profile as shown, Ovolo or Beaded



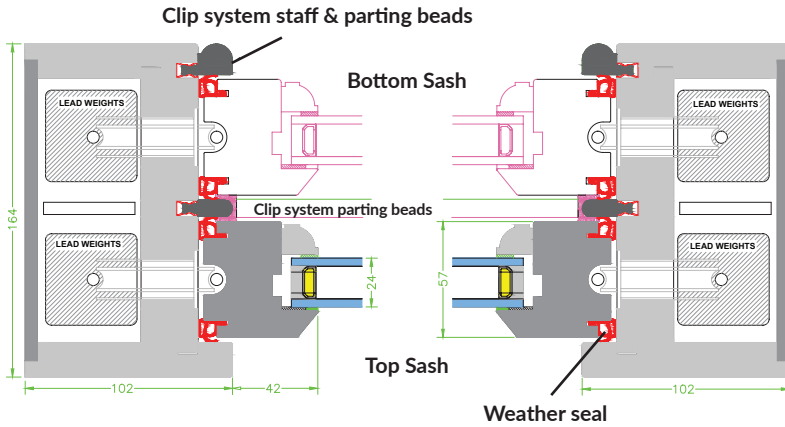
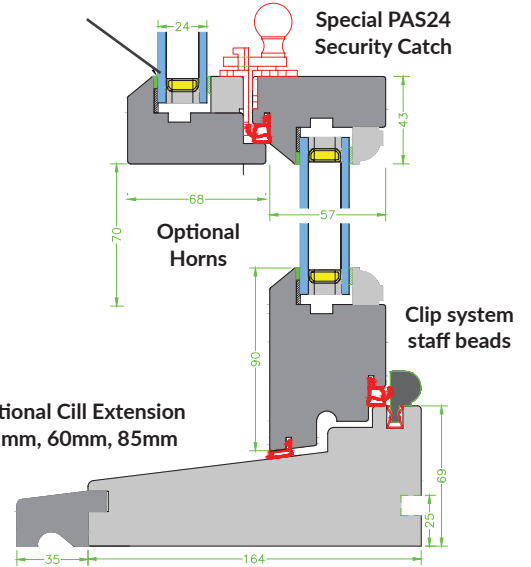
Security stops reddiseal
19mm Redilock fitted to stiles both sides or options
19mm secure stop



Section through upper sash A-A (Optional Horns)



Clear Silicone Seal All Round



DUE TO CONTINUED DEVELOPMENT THE JOINERY NETWORK RESERVE THE RIGHT TO MODIFY OR CHANGE SPECIFICATIONS WITHOUT PRIOR NOTICE. THIS DRAWING & SPECIFICATIONS ARE THE PROPERTY OF THE JOINERY NETWORK. THEY ARE ISSUED IN STRICT CONFIDENCE AND SHALL NOT BE REPRODUCED, COPIED OR USED AS THE BASIS FOR MANUFACTURING WITHOUT WRITTEN PERMISSION. ALL MEASUREMENTS ARE FINISHED DIMENSIONS IN MM. DO NOT SCALE DRAWING!

Design Features

- Tested to PAS 24:2016
- Choice of Square, Ovolo or Beaded External Liners
- Deventer superior weatherseals
- Special PAS 24 Security Catch
- Fully suited window & door system

Design Options

- Lambs Tongue or Ovolo sash and glazing bars
- Choice of sash horn styles
- Heritage slim-glass unit bead option
- Slim outerframe and sash options

