

NOTES:
 COPYRIGHT ©
 FIGURED DIMENSIONS ONLY ARE TO BE USED, FOR OTHER DIMENSIONS REFER TO THE DESIGNER, ALL DIMENSIONS OF WORK, DISCREPANCIES, AMBIGUITIES OR DIFFERENCES BETWEEN DRAWINGS, AND BETWEEN DRAWINGS AND SPECIFICATIONS OR BILLS OF QUANTITIES TO BE REFERRED TO THE DESIGNER WITHOUT DELAY.
 DO NOT SCALE THIS DRAWING.

CADW. REGULATIONS 1994
 This design has been prepared to minimise the risk to the health and safety of persons who may be affected by the work. The client, planning supervisor and contractor should be aware of these risks and be aware of his obligation to notify the health and safety officer under the CADW. regulations. The engineer or designer of any operations that require inspection, all services and are to be protected as required. All works are to be in accordance with the following regulations:
 The Construction (Design & Management) 1994, Health and Safety at Work 1974,
 Electricity at Work 1989.
 A method statement for erection of scaffolding to be erected with safety in mind. All scaffolding to be erected with safety in mind.
 No hazardous materials to be stored on site.
 Trenches are to be shored correctly.
 All working areas are to be fenced off and the site kept safe other working hours.

PLANNING AND BUILDING REGULATIONS:
 This drawing is prepared for the purpose of obtaining Planning approval only. Sectional and other detail will be added before submission for Building Regulations Approval.
 Approved recommended that work should not commence until Building Regulations Approval is received and any conditions thereon have been discharged. It is the Contractor's responsibility to ensure that the drawings he is working from are copies (updated where applicable) of those approved under Building Regulations.

A 19.3.24 Scale Bar annotated
 Dimensions added

REV. DATE: DETAILS.

PROJECT
 PROPOSED EXTENSION

DRAWING
 BLOCK PLAN

LOCATION
 8 SWEDEN CLOSE
 DOVERCOURT

CLIENT
 MR M SELF

SCALE:
 1:500 and 1:250

DRAWING NO.
 2401.2/0A

DATE:
 20.2.24

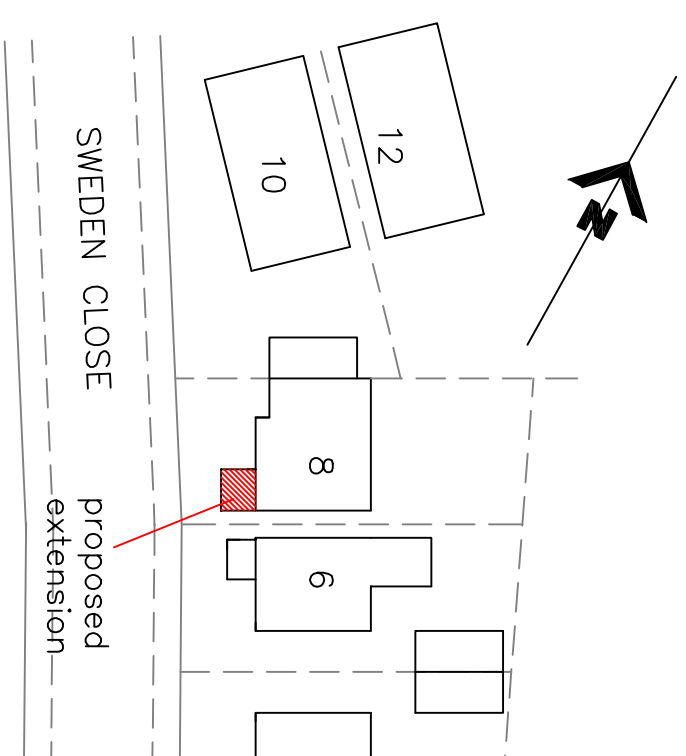

ISSUE:
 PLANNING

John McPherson Architectural.

First Floor
 29 Station Road
 Dovercourt
 Essex CO12 3AL
 tel: 01255 241778

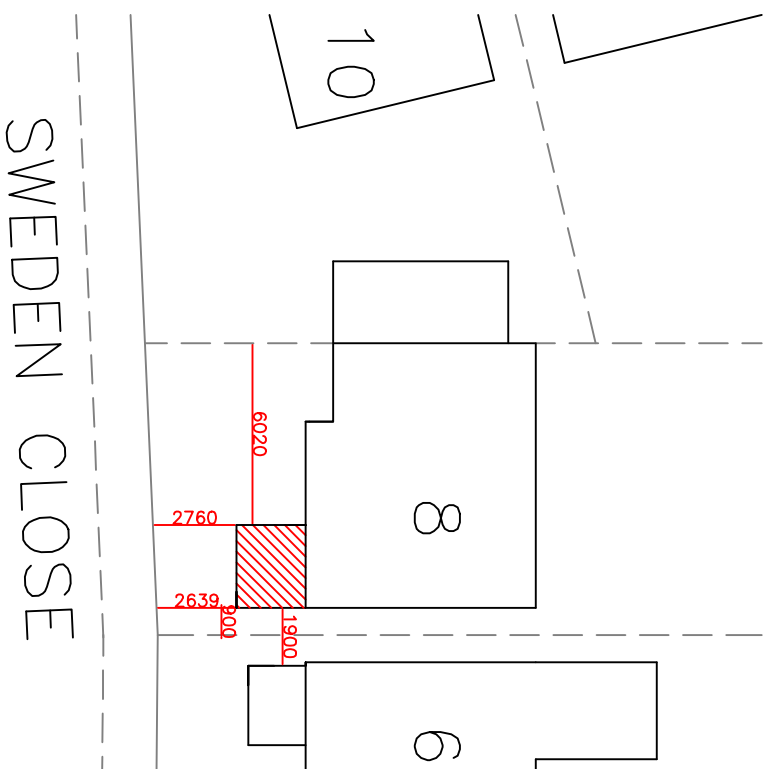
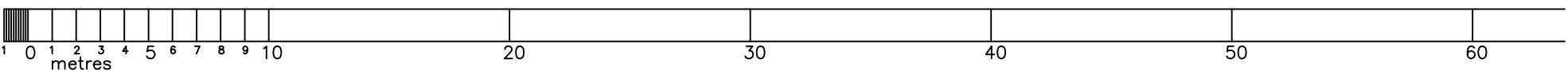


scale bar



Scale 1:500

scale bar



Scale 1:250

