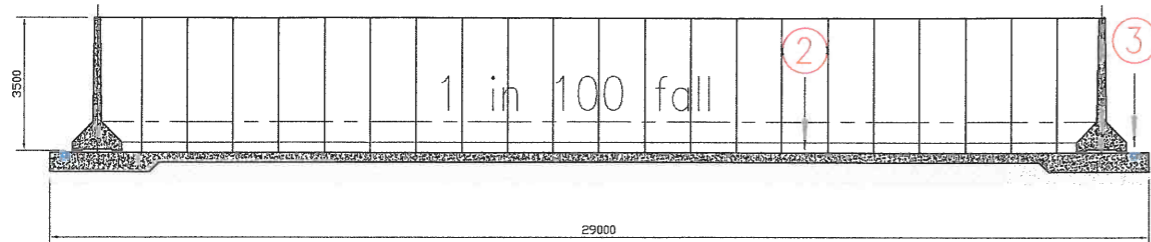



① Unbrako Fast Wall- Height 3.5 (m) Width 1.3 (m) Length 1.2 (m)



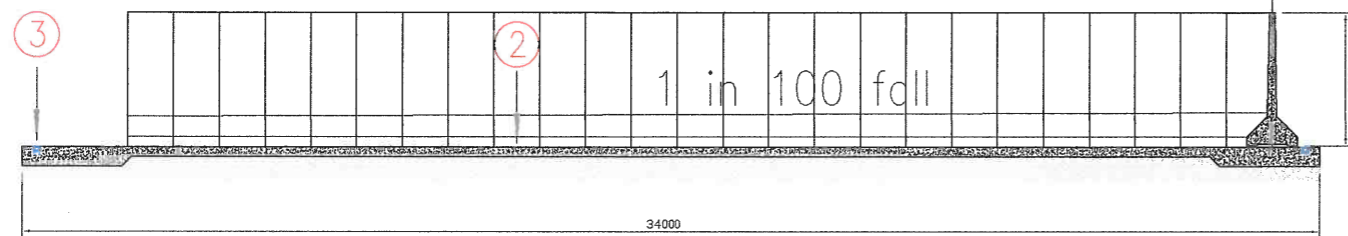
SECTION A : A (South West Elevation)

① Unbrako Fast Wall- Height 3.5 (m) Width 1.3 (m) Length 1.2 (m)  
25 No Each Side of Clamp




South East Elevation

Unbrako Fast Wall- Height 3.5 (m) Width 1.3 (m) Length 1.2 (m)  
25 No Each Side of Clamp



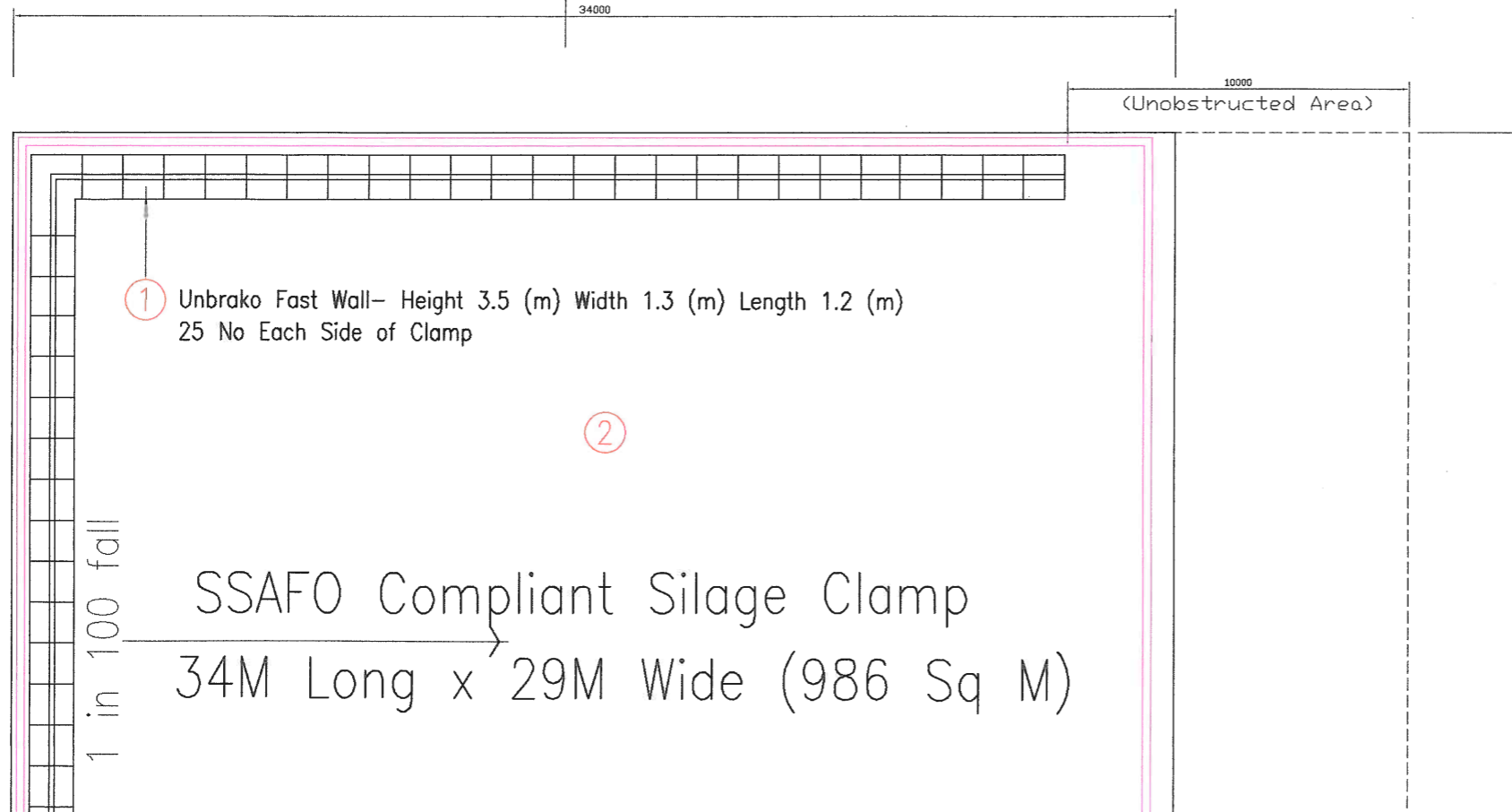
North West Elevation

① Unbrako Fast Wall- Height 3.5 (m) Width 1.3 (m) Length 1.2 (m)



North East Elevation (Open Side)

A



① Unbrako Fast Wall- Height 3.5 (m) Width 1.3 (m) Length 1.2 (m)  
25 No Each Side of Clamp

SSAFO Compliant Silage Clamp  
34M Long x 29M Wide (986 Sq M)